

IUPUI JAGUARS

2022-23 MEN'S BASKETBALL



2003 NCAA TOURNAMENT / 2010 POSTSEASON CBI / 2019 POSTSEASON CIT

IUPUI (0-0) at IOWA STATE (0-0)

Monday, Nov. 8 • 7:00 p.m. CT • Hilton Coliseum • Ames, Iowa

#JagsROAR • @IUPUIJaguars • @IUPUIMensBball

THE MATCHUP

SERIES BREAKDOWN VS. ISU

Overall: 0-0

H: 0-0; A: 0-0; N: 0-0

Crenshaw vs. Iowa State: 0-0

Current Streak: n/a

Last Mtg: n/a

BY THE NUMBERS



| NET | KenPom | RPI | BPI |
|-----|--------|-----|-----|
| --- | 363 | --- | --- |

| | |
|----------------|-----------|
| PPG | n/a |
| Opp. PPG | n/a |
| Scoring Margin | n/a |
| FG% | n/a |
| Opp. FG% | n/a |
| RPG (Margin) | n/a (n/a) |
| 3FG% | n/a |
| Opp. 3FG% | n/a |
| FT% | n/a |
| Assists/G | n/a |
| TO/G (Margin) | n/a |

Personnel

| | |
|---------------------|---------------------------|
| Head Coach: | Matt Crenshaw |
| IUPUI Record: | 3-26 (2nd season) |
| Career Record: | 3-26 (2nd season) |
| Top Scorer (ex): | DJ Jackson - 16.0 ppg |
| Top Rebounder (ex): | Daylan Hamilton - 9.0 rpg |
| Top Assists (ex): | Amhad Jarrard - 7.0 apg |



| NET | KenPom | RPI | BPI |
|-----|--------|-----|-----|
| --- | 62 | --- | --- |

| | |
|----------------|-----------|
| PPG | n/a |
| Opp. PPG | n/a |
| Scoring Margin | n/a |
| FG% | n/a |
| Opp. FG% | n/a |
| RPG (Margin) | n/a (n/a) |
| 3FG% | n/a |
| Opp. 3FG% | n/a |
| FT% | n/a |
| Assists/G | n/a |
| TO/G (Margin) | n/a |

Personnel

| | |
|----------------|---------------------|
| Head Coach: | T.J. Otzelberger |
| ISU Record: | 22-13 (2nd season) |
| Career Record: | 121-76 (7th season) |
| Top Scorer: | n/a |
| Top Rebounder: | n/a |
| Top Assists: | n/a |


PROBABLE STARTERS (BASED ON LAST GAME)



#10 JLYNN COUNTER

6-3 / 185 / Soph. / G
Oklahoma City, Okla. / Feltrim Acad.
Northern Oklahoma Enid


First-year transfer... averaged 16.2 points and 4.9 assists per game last season at Northeastern Oklahoma College-Enid... named 2nd Team All-Region 2 and to the All-Freshman Team.



#1 VINCENT BRADY II

6-4 / 185 / Fr. / G
Indianapolis, Ind. / Cathedral

First season with the Jaguars... originally signed with Air Force and played last season at Air Force Prep... averaged 17.7 points, 5.9 rebounds and 4.0 assists per game as a senior at Cathedral.



#5 AMHAD JARRARD

6-4 / 180 / Fr. / G
Indianapolis, Ind. / Mt. Vernon

First season with Jaguars... earned a spot on the Indiana All-Star Team and was an ISCA Large School All-State honoree... finished his high school career with 895 points, 287 boards and 225 assists.



#12 ARMON JARRARD

6-3 / 170 / Fr. / G
Indianapolis, Ind. / Mt. Vernon

First season with the Jaguars... named to the 2022 All-State Supreme 15 following his senior year... closed his high school career with 997 points, 119 made 3's, 262 rebounds, 169 assists and 133 steals.



#23 CHRIS OSTEN

6-6 / 215 / Jr. / F
Crowley, La. / Crowley
Northern Illinois

First-year transfer... well traveled big man is on his fifth stop and sixth year of college basketball... played last season at Northern Illinois (1.6 ppg, 1.5 rpg) and the 2020-21 season at Arizona State (2.7 ppg, 2.3 rpg).

2022-2023 SCHEDULE

OCTOBER

27 Brescia (exh.) E+ W, 101-60

NOVEMBER

7 at Iowa State E+ 8:00pm

9 at Drake E+ 8:00pm

14 at Chicago State 8:00pm

19 Franklin College E+ 12:00pm

23 1-vs. Denver 4:00pm

24 1-at New Orleans E+ 2:00pm

25 1-vs. The Citadel 4:00pm

DECEMBER

3 *at Milwaukee E+ 8:00pm

5 *at Green Bay E+ 12:00pm

12 Spalding University E+ 11:00am

17 Eastern Illinois E+ 12:00pm

19 2-vs. Southern Indiana E+ 4:00pm

20 2-vs. TAMU Commerce E+ 4:00pm

31 *Northern Kentucky E+ 2:00pm

JANUARY

2 *Wright State E+ 2:00pm

7 *at Youngstown State E+ 2:00pm

9 *at Robert Morris E+ 7:00pm

12 *Purdue Fort Wayne E+ 7:00pm

14 *Cleveland State E+ 12:00pm

19 *Oakland E+ 7:00pm

21 *Detroit Mercy E+ 12:00pm

25 *at Purdue Fort Wayne E+ 7:00pm

29 *at Cleveland State E+ 3:00pm

FEBRUARY

2 *Milwaukee E+ 11:00am

4 *Green Bay E+ 12:00pm

8 *at Wright State E+ 7:00pm

12 *at Northern Kentucky E+ 1:00pm

15 *at Oakland E+ 7:00pm

19 *at Detroit Mercy E+ 1:00pm

23 *Robert Morris E+ 7:30pm

25 *Youngstown State E+ 7:00pm

28 3-HL Tournament (1st rd.) tba

MARCH

2 3-HL Tournament (Quarters) tba

6 4-HL Tournament (Semis) tba

7 4-HL Tournament (Finals) tba

*denotes Horizon League games; 1-Big Easy Classic (New Orleans, La.); 2-Indiana Classic Tournament (Fort Wayne, Ind.); 3-HL Tournament (campus sites); 4-HL Tournament (Indianapolis, Ind., Indiana Farmers Coliseum)

MEDIA COVERAGE

TV: Big 12 Now on ESPN+

BJ Schaben (pxp); Derrin Hansen (analyst)

Video Stream: ESPN+

Live Stats: IUPUIJags.com

MEN'S BASKETBALL CONTACT

Ed Holdaway

Sr. Associate AD / External Affairs

Email: eholdawa@iupui.edu

Cell: 317-908-2645

Twitter: @EdHoldaway

LAST TIME OUT / NEXT UP

LAST TIME OUT

IUPUI cruised in its lone exhibition, besting Brescia, 101-60 inside the Jungle on Oct. 27. True freshman DJ Jackson led five Jaguars in double-digits with 16 points off the bench (6-8 FG, 2-2 3's, 2-4 FT) and Vincent Brady II added 14 points and four assists. IUPUI freshmen combined to score 50 points in the win.

IUPUI shot 70 percent in the opening half and 63.3 percent for the game, while also stroking 11-of-20 (55 percent) from three-point range.

Others who finished in double-digits in the exhibition were Daylan Hamilton (13 pts, 9 reb), Jlynn Counter (12) and Jonah Carrasco (10).


UP NEXT

IUPUI will cap the two-game trip at Drake on Wednesday (Nov. 9) at 7:00 p.m. CT on ESPN+. It'll mark the fourth meeting between the two teams as IUPUI is 1-2 all-time against the Bulldogs.


NEXT HOME GAME

IUPUI will host Franklin College on Saturday, Nov. 19 inside Indiana Farmers Coliseum. That game will tip-off at noon on ESPN+ and will be Military Appreciation Day at the Coliseum.

RADIO / TV ROSTER



#0 - JLYNN COUNTER
6-3 // Soph. // G
Oklahoma City, Okla.
Communication Studies




#1 - VINCENT BRADY II
6-4 // Fr. // G
Indianapolis, Ind.
Undeclared



#2 - JOHN EGBUTA
6-6 // Jr. // F
Bronx, N.Y.
General Studies



#4 - BRYCE MONROE
5-11 // Jr. // G
San Francisco, Calif.
General Studies



#5 - AMHAD JARRARD
6-4 // Fr. // G
Indianapolis, Ind.
Undeclared



#10 - COOPER DEWITT
6-6 // Jr. // G/F
Pasco, Wash.
General Studies




#11 - DAYLAN HAMILTON
6-3 // Jr. // G
Houston, Texas
General Studies



#12 - ARMON JARRARD
6-3 // Fr. // G
Indianapolis, Ind.
Undeclared



#13 - DJ JACKSON
6-4 // Fr. // G
Mississauga, Ontario
Undeclared




#14 - BRADEN ALLEN
6-3 // Fr. // G
Brazil, Ind.
Mechanical Engineering



#15 - ZACH GUNN
6-6 // Gr. // F
Fishers, Ind.
Organizational Leadership MS



#20 - DEREK PETERSEN
6-2 // R-Fr. // G
Greenwood, Ind.
Computer Engineering



#22 - KALEB EDWARDS
6-3 // R-Fr. // G
Fishers, Ind.
Undeclared



#23 - CHRIS OSTEN
6-9 // Gr. // F
Crowley, La.
Organizational Leadership MS



#24 - JONAH CARRASCO
6-9 // Gr. // F
Wichita, Kan.
Organizational Leadership MS




#25 - BOSTON STANTON III
6-5 // Soph. // G
Denver, Colo.
Psychology




#30 - CALEB CRANE
6-2 // R-Fr. // G
Avon, Ind.
Management




#31 - BOBBY WONNELL
6-2 // Fr. // G
Indianapolis, Ind.
Undeclared



#32 - DOMINIC CARDWELL
6-6 // Fr. // F
Marion, Ind.
Undeclared



#55 - MARLON TAYLOR
6-5 // Sr. // G
South Bend, Ind.
Organizational Leadership



MATT CRENSHAW
Head Coach
14th season at IUPUI
2nd season as HC



ANTWAIN BANKS
Assistant Coach
2nd season



TOMMY STRINE
Assistant Coach
2nd season



KENTE' HART
Assistant Coach
1st season



POLLS

Preseason

| Rank | Team (1st) |
|------|---------------------|
| 1. | North Carolina (47) |
| 2. | Gonzaga (12) |
| 3. | Houston (1) |
| 4. | Kentucky (2) |
| 5. | Kansas |
| | Baylor |
| 7. | Duke |
| 8. | UCLA |
| 9. | Creighton |
| 10. | Arkansas |
| 11. | Tennessee |
| 12. | Texas |
| 13. | Indiana |
| 14. | TCU |
| 15. | Auburn |
| 16. | Villanova |
| 17. | Arizona |
| 18. | Virginia |
| 19. | San Diego State |
| 20. | Alabama |
| 21. | Oregon |
| 22. | Michigan |
| 23. | Illinois |
| 24. | Dayton |
| 25. | Texas Tech |

Preseason

| Rank | Team (1st) |
|------|---------------------|
| 1. | North Carolina (23) |
| 2. | Gonzaga (5) |
| 3. | Houston (1) |
| 4. | Kentucky (3) |
| 5. | Kansas |
| 6. | Baylor |
| 7. | UCLA |
| 8. | Duke |
| 9. | Creighton |
| 10. | Arkansas |
| 11. | Tennessee |
| 12. | Texas |
| 13. | Arizona |
| 14. | Indiana |
| 15. | Auburn |
| 16. | TCU |
| 17. | Villanova |
| 18. | Virginia |
| 19. | Alabama |
| 20. | San Diego State |
| 21. | Oregon |
| 22. | Michigan |
| 23. | Illinois |
| 24. | Texas Tech |
| 25. | Dayton |

October 31

| Rk | Team (1st) | Record | Pts. | Prev. | Conf. |
|----|--------------------|--------|------|-------|------------------|
| 1 | Gonzaga (31) | 0-0 | 776 | - | West Coast |
| 2 | Drake | 0-0 | 670 | - | Missouri Valley |
| 3 | Saint Mary's | 0-0 | 581 | - | West Coast |
| 4 | Toledo | 0-0 | 563 | - | Mid-American |
| 5 | Liberty | 0-0 | 540 | - | ASUN |
| 6 | Furman | 0-0 | 530 | - | Southern |
| 7 | Kent State | 0-0 | 473 | - | Mid-American |
| 8 | Towson | 0-0 | 457 | - | Colonial |
| 9 | Iona | 0-0 | 394 | - | Metro Atlantic |
| 10 | BYU | 0-0 | 379 | - | West Coast |
| 11 | Grand Canyon | 0-0 | 367 | - | Western Athletic |
| 12 | Oral Roberts | 0-0 | 350 | - | Summit |
| 13 | Louisiana | 0-0 | 326 | - | Sun Belt |
| 14 | Southern Illinois | 0-0 | 318 | - | Missouri Valley |
| 15 | South Dakota State | 0-0 | 310 | - | Summit |
| 16 | UC Santa Barbara | 0-0 | 220 | - | Big West |
| 17 | Purdue-Fort Wayne | 0-0 | 209 | - | Horizon |
| 18 | Akron | 0-0 | 199 | - | Mid-American |
| 19 | NKU | 0-0 | 147 | - | Horizon |
| 20 | Norfolk State | 0-0 | 137 | - | MEAC |
| 21 | Belmont | 0-0 | 124 | - | Missouri Valley |
| 22 | New Mexico State | 0-0 | 119 | - | Western Athletic |
| 23 | Bryant | 0-0 | 111 | - | America East |
| 24 | Hofstra | 0-0 | 107 | - | Colonial |
| 25 | Longwood | 0-0 | 103 | - | Big South |

Pl. School (1st-place) – Votes

- t-1. Purdue Fort Wayne (17) – 394
- t-1. Northern Kentucky (15) – 394
3. Wright State (3) – 329
4. Oakland (2) – 321
5. Youngstown State (1) – 291
6. Detroit Mercy (2) – 268
7. Cleveland State – 188
8. RMU – 163
9. Milwaukee – 132
10. Green Bay – 111
11. IUPUI – 49

First Team (alphabetical order by school)

Antoine Davis, Detroit Mercy
Marques Warrick, Northern Kentucky
Jalen Moore, Oakland
Jarred Godfrey, Purdue Fort Wayne
Dwayne Cohill, Youngstown State

Trevon Faulkner, Northern Kentucky

Trevon Faulkner, Northern Kentucky
Sam Vinson, Northern Kentucky
Kahliel Spear, RMU
Trey Calvin, Wright State
Amari Davis, Wright State

HORIZON LEAGUE

through games on Nov. 7

| Team | Overall (Pct.) | HL (Pct.) |
|------|----------------|-----------|
|------|----------------|-----------|

| Team | Overall (Pct.) | HL (Pct.) |
|-------------------------|-------------------|-------------------|
| Cleveland State..... | 0-0 (.000) | 0-0 (.000) |
| Detroit Mercy..... | 0-0 (.000) | 0-0 (.000) |
| Green Bay..... | 0-0 (.000) | 0-0 (.000) |
| IUPUI..... | 0-0 (.000) | 0-0 (.000) |
| Milwaukee..... | 0-0 (.000) | 0-0 (.000) |
| Northern Kentucky | 0-0 (.000) | 0-0 (.000) |
| Oakland..... | 0-0 (.000) | 0-0 (.000) |
| Purdue Fort Wayne..... | 0-0 (.000) | 0-0 (.000) |
| Robert Morris..... | 0-0 (.000) | 0-0 (.000) |
| Wright State | 0-0 (.000) | 0-0 (.000) |
| Youngstown State | 0-0 (.000) | 0-0 (.000) |

| Date | Game | Time |
|------|------|------|
|------|------|------|

| | | |
|-------|---|--|
| 11/7 | Defiance Coll. at Oakland MSOC at Milwaukee Purdue Fort Wayne at Michigan Robert Morris at Ohio State Green Bay at Indiana State Kent State at Northern Ky. Notre Dame (Ohio) at Cleveland St. Youngstown State at Canisius IUPUI at Iowa State | 5:30pm 6pm 6:30pm 7pm 7pm 7pm 7pm 7:30pm 8pm |
| 11/8 | Milwaukee at Purdue Rochester at Detroit Mercy | 6:30pm 7pm |
| 11/9 | Davidson at Wright State Pitt Greensburg at Robert Morris UT-Martin at Youngstown State IUPUI at Drake | 7pm 7pm 7pm 8pm |
| 11/10 | Cleveland State at Cincinnati | 8pm |
| 11/11 | Detroit Mercy at Boston College Bowling Green at Oakland | 1pm 7pm |
| 11/12 | Green Bay at Georgetown Cleveland State at Ohio Wright State at Louisville SIUE at Purdue Fort Wayne UC Clermont at Northern Ky. Cardinal Stritch at Milwaukee | 11am 1pm 1pm 1pm 2pm 7pm |
| 11/13 | Oklahoma State at Oakland Youngstown State at Notre Dame | 3pm 4pm |
| 11/14 | Manchester at Purdue Fort Wayne IUPUI at Chicago State | 7pm 8pm |
| 11/15 | Grace Christian at Youngstown St. Bowling Green at Wright State Green Bay at Wisconsin | 11am 7pm 9pm |

through games on Nov. 7 [denotes NCAA ranking]

| Category | HI [Nat Bk 1] | Stat |
|----------|---------------|------|
|----------|---------------|------|

| Category | HL [Nat Rk.] | Stat |
|--------------------------|--------------|-----------|
| Scoring | n/a | 0.0 ppg |
| Scoring Defense | n/a | 0.0 ppg |
| Scoring Margin | n/a | 0.0 ppg |
| Free Throw % | n/a | 00.0% |
| Field Goal % | n/a | 00.0% |
| Field Goal % Def. | n/a | 00.0% |
| 3Pt Field Goal % | n/a | 00.0% |
| 3Pt Field Goal % Def .. | n/a | 00.0% |
| Rebounding Offense | n/a | 0.0 rpg |
| Rebounding Defense..... | n/a | 0.0 rpg |
| Rebounding Margin | n/a | 0.0 rpg |
| Blocked Shots | n/a | 0.0 bpg |
| Assists | n/a | 0.0 apg |
| Steals | n/a | 0.0 spg |
| Turnover Margin | n/a | 0.0 to/g |
| Turnovers | n/a | 0.0 to/g |
| Assist/TO Ratio | n/a | 0.0 a/to |
| Offensive Rebounds | n/a | 0.0 rpg |
| Defensive Rebounds | n/a | 0.0 rpg |
| Offensive Reb. Pct. | n/a | 00.0% |
| Defensive Reb. Pct..... | n/a | 00.0% |
| 3FG Made | n/a | 0.00/game |

2022-2023 ROSTER

NUMERIC ROSTER

| ## | Name | Pos. | Ht. | Wt. | Yr. | Hometown/High School (Previous) |
|----|--------------------|------|------|-----|-------|--|
| 0 | Jlynn Counter | G | 6-3 | 185 | Soph. | Oklahoma City, Okla./Feltrim Acad. (Northern Okla.-Enid) |
| 1 | Vincent Brady II | G | 6-4 | 185 | Fr. | Indianapolis, Ind./Cathedral |
| 2 | John Egbuta | F | 6-6 | 215 | Jr. | Bronx, N.Y./Springfield Commonwealth Acad. (Albany Tech) |
| 4 | Bryce Monroe | G | 5-11 | 170 | Jr. | San Francisco, Calif./Archbishop Riordan (San Diego) |
| 5 | Amhad Jarrard | G | 6-4 | 180 | Fr. | Indianapolis, Ind./Mt. Vernon |
| 10 | Cooper Dewitt | G/F | 6-6 | 195 | Jr. | Pasco, Wash./Chiwana (North Idaho College) |
| 11 | Daylan Hamilton | G | 6-3 | 180 | Jr. | Houston, Texas/Klein Forest (Triton College) |
| 12 | Armon Jarrard | G | 6-3 | 170 | Fr. | Indianapolis, Ind./Mt. Vernon |
| 13 | DJ Jackson | G | 6-4 | 175 | Fr. | Mississauga, Ont./Montverde Academy [Fla.] |
| 14 | Braden Allen ^ | G | 6-3 | 170 | Fr. | Brazil, Ind./Northview |
| 15 | Zach Gunn ^ | F | 6-6 | 210 | Gr. | Fishers, Ind./Hamilton Southeastern (Ball State) |
| 20 | Derek Petersen | G | 6-2 | 175 | R-Fr. | Greenwood, Ind./Greenwood Christian (Hope College) |
| 22 | Kaleb Edwards | G | 6-3 | 175 | R-Fr. | Fishers, Ind./Guerin Catholic |
| 23 | Chris Osten | F | 6-9 | 216 | Gr. | Crowley, La./Crowley (Northern Illinois) |
| 24 | Jonah Carrasco | F | 6-9 | 220 | Gr. | Wichita, Kan./Wichita North (Otero [Colo.] J.C.) |
| 25 | Boston Stanton III | G | 6-5 | 190 | Soph. | Denver, Colo./Denver East |
| 30 | Caleb Crane | G | 6-2 | 190 | R-Fr. | Avon, Ind./Covenant Christian |
| 31 | Bobby Wonnell ^ | G | 6-2 | 165 | Fr. | Indianapolis, Ind./Taylor |
| 32 | Dominic Cardwell ^ | F | 6-6 | 195 | Fr. | Marion, Ind./Marion |
| 55 | Marlon Taylor | G | 6-5 | 220 | Sr. | South Bend, Ind./Riley |

Head Coach: Matt Crenshaw (2nd season as HC – IUPUI, '04; 14th season at IUPUI)

Assistant Coach: Antwain Banks (2nd season – IU Southeast, '04)

Assistant Coach: Tommy Strine (2nd season – IPFW, '14)

Assistant Coach: Kente Hart (1st season – Carson-Newman, '08)

Director of Operations: Winston Yergler (1st season – Purdue, '16)

^ will sit out the 2022-2023 season

ROSTER BREAKDOWNS

BY CLASS-

Freshmen: 10

Juniors: 4

Grads: 3

Sophomores: 2

Seniors: 1

BY PRIMARY POSITION-

Guards: 15

Centers: 0

Forwards: 5

BY HOME STATE/COUNTRY-

Indiana: 11

California/Colorado/Kansas/Louisiana/

New York/Oklahoma/Ontario/Texas/

Washington: 1

PRONUNCIATION GUIDE

#0 - JLYNN (JAY-linn) Counter

#2 - John EGBUTA (EGG-boo-tuh)

#5 / #12 - Amhad and Armon JARRARD (JUH-rard)

#23 - Chris OSTEN (same as Austin)

#31 - Bobby WONNELL (WAH-nell)

NEWS, NOTES & TIDBITS

TURN THE PAGE

Few are more excited to start the 2022-23 campaign than IUPUI head coach Matt Crenshaw and the IUPUI program. The Jaguars finished dead last in the country in NET a season ago (No. 358) and went just 3-26 on the season. IUPUI played its opening round game of the Horizon League Tournament with just five players in uniform as six had suffered season ending injuries by year's end and another had left the program.

Fast forward to 2022-23 and Crenshaw's roster has 20 names (four of whom won't suit up this season) and high expectations for a break through performance. The group of newcomers includes four scholarship freshmen, two Division I transfers and four junior college transfers.

WHO'S BACK

IUPUI squads dead last in the country, returning just 9.1 points per game from last year's squad as Boston Stanton III averaged 4.7 points per game and Jonah Carrasco averaged 4.4. That's it in terms of Jaguars back in uniform. And, it's worth noting, that Carrasco spent the spring in the Transfer Portal before he and the coaching staff mutually agreed to his return at the start of the summer.

The only other program bringing back fewer than 10 points per game is West Virginia, which also returns 9.1 points per game.

A third IUPUI returner, Ball State-transfer Zach Gunn, will miss a second consecutive year due to a knee injury, likely ending his collegiate career having never suited up for the Jaguars in two seasons.

PERCENTAGES

IUPUI brings back 14.1 percent (215 of 1,521) of the team's points from a season ago and 18.4 percent (1,069 of 5,800) of the team's minutes from last year.

AT THE D1 LEVEL

Not counting Zach Gunn's 327 points at Ball State, the entire IUPUI roster has accounted for 747 total points at the Division I level entering this season. Bryce Monroe has scored 395 points in stops at San Diego and Sam Houston State and Boston Stanton III tallied 131 last season for the Jaguars. Others who have scored at the Division I level include Jonah Carrasco (88), Chris Osten (86), Daylan Hamilton (45 at Western Michigan two seasons ago) and Marlon Taylor (2 at IUPUI three seasons ago). h

GRAB YOUR PROGRAM

With only three scholarship returners, conventional math would say that IUPUI has 10 new scholarship additions for this season and that would be accurate. Here's the best effort to summarize the group of newcomers.

Transfers (6)

Jlynn Counter - Soph, G - transfer from Northern Oklahoma Enid (16.2 ppg)
Cooper Dewitt - Jr, G/F - transfer from North Idaho College (13.7 ppg, 4.3 rpg)
John Egbuta - Jr, F - transfer from Albany (Ga.) Tech (15.5 ppg, 5.1 rpg)
Daylan Hamilton - Jr, G - transfer from Triton College (9.5 ppg, 3.5 apg, 2.8 rpg)
Bryce Monroe - Jr, G - transfer from San Diego (6.3 ppg, 2.2 apg, 2.0 rpg)
Chris Osten - Gr, F - transfer from Northern Illinois (1.6 ppg, 1.5 rpg)

Freshmen (4)

Vincent Brady II - G - Orig. signed w/ Air Force; avg 17.7 ppg, 5.9 rpg as HS sr.
DJ Jackson - G - Prepped at Montverde Acad., helping them to '22 National title
Amhad Jarrard - G - Indiana All-Star; avg 14.6 ppg, 4.3 rpg, 3.8 apg as a sr.
Armon Jarrard - G - All-State honoree; avg 16.3 ppg, 3.9 rpg, 3.4 apg as a sr.

HOOSIER TIES

Last year marked the first time ever that IUPUI opened the season with a starting five that didn't include an Indiana-native. In program history, 72 percent of the players have come from the state of Indiana and prior to last year, IUPUI had never started a game in the Division I era (1998-present) without having at least one Indiana-native included.

Last year the program didn't receive any contributions from the Hoosier State as no Indiana-native saw a single minute of playing time.

This year, that won't be the case as three expected contributors (Jarrard x 2 and Brady) hail from the Hoosier State, as do four of the team's walk-ons (Crane, Edwards, Petersen and Taylor).

FRESH STARTERS

Last season, it was documented how rarely freshmen have cracked IUPUI's starting five in the program's Division I era. Moreso, it's super rare to have multiple freshmen starting, but that looks to be the case for the Jags this season as four different rookies - Vincent Brady II, Amhad Jarrard, Armon Jarrard and DJ Jackson - will all be vying for starting jobs. Here's a look at other freshmen who have started more than half of the team's games in a given season in the D1 era.

Boston Stanton III - 2021-22 (started 19 of 29 games)

Aaron Brennan - 2014-15 (started 24 of 31 games)

Lyonell Gaines - 2011-12 (started 27 of 32 games)

Alex Young - 2008-09 (started 21 of 30 games)

George Hill - 2004-05 (started 21 of 29 games)

Only one time in the program's Division I era have the Jags had two freshmen as primary starters as Brennan and D.J. McCall were consistent starters in the 2014-2015 campaign.

DEBUTS

With freshmen expected to make a major impact this season, it's not too soon to look as some of the program's freshman records that could be in jeopardy this season.

The most points by an IUPUI freshman in their collegiate debut is 17 by Alex Young against Northeastern on Nov. 11, 2008. Young also holds the record for freshman scoring average (10.8 ppg) while George Hill holds the freshman rebounding record (4.5 rpg).

TWINS

Freshmen Amhad and Armon Jarrard are one of 32 sets of brothers in NCAA Division I basketball this season and one of just 12 sets of twins playing for the same team. Amhad is the older (and taller) of the two brothers, having been born roughly 30 minutes ahead of younger brother Armon.

Crenshaw and teammates refer to Amhad as Big Twin and Armon as Lil Twin.

THIS DJ

Freshman DJ Jackson is the least known locally of the IUPUI freshmen, but may have the most impressive prep resume. Jackson helped Montverde Academy to a 2022 Prep National Championship, including scoring 29 points in the national championship game. He came on strong by averaging 18.7 points per game for UPlay Canada on the EYBL circuit, attracting attention from programs that included Seton Hall, Mississippi State and George Washington.

Originally from Ontario, he was selected to play in the BioSteel All Canadian All-Star Game, which is the Canadian equivalent to the McDonald's All-American Game.



NEWS, NOTES & TIDBITS

He finished the game with six points and 11 rebounds in the contest.

VERSUS THE BIG 12

Tonight marks IUPUI's first meeting with a team from the Big 12 since playing K-State on Nov. 28, 2009, inside the Sprint Center in Kansas City. The Jaguars lost that contest 70-57.

PICKED LAST

As expected, virtually every preseason publication and the Horizon League Preseason Polls all pegged IUPUI to finish 11th season. The #HLMBB Preseason Poll of the league's coaches, media and sports information personnel had IUPUI a distant 11th as the Jags collected just 49 points and 10th place Green Bay earned 111 points.

D1 TRANSFERS

With the creation of the NCAA Transfer Portal, seemingly every team in the country restocks their roster through transfers. IUPUI added a pair of influential transfers to this year's roster in Bryce Monroe (San Diego) and Chris Osten (Northern Illinois).

Monroe, a 5-foot-11 guard, averaged 6.3 points and 2.2 assists per game at San Diego a season ago, but missed significant time due to injury. He was the 2021 Southland Conference Freshman of the Year while at Sam Houston State where he averaged 10.1 points and 2.8 assists per game off the bench.

Osten, a 6-foot-9 graduate transfer, provides much needed size to the Jaguars' front line. He played sparingly at Northern Illinois last season, averaging 1.6 points and 1.5 rebounds per game in just over eight minutes per contest. He had a much bigger role at Arizona State during the 2020-21 season where he made 24 appearances and six starts. He averaged 2.7 points and 2.3 rebounds per game while ranking second on the squad with 17 blocked shots.

OSTEN POWERS

Osten is the elder statesman of the team at 24 years old. He's well traveled, having begun his career at LSU-Alexandria, where he spent two seasons. He transferred to Lee College [Texas] for the 2019-20 season before earning a scholarship to Arizona State for the 2020-21 campaign. He then transferred to NIU for last season and will play his sixth season of college basketball for the Jags.

COUNTER POINT

Sophomore Jlynn Counter will undoubtedly play a major role for the Jaguars, whether from the lead guard spot or off the ball. Counter, known as JROCC or Rock by teammates, is a multidimensional scorer with a huge personality.

Likely the most vocal player on the team, Counter averaged 16.2 points, 4.9 assists and 4.8 rebounds per game at Northern Oklahoma College-Enid last season, earning Second Team All-Region 2 honors. He had a 42-point game last season just missed triple doubles on two different occasions (had a 27p-11a-8r game and a 14p-10a-9r game).

CENTURY MARK

IUPUI won its lone exhibition by a 101-60 score over Brescia on Oct. 27 as five Jaguars - DJ Jackson (16), Vincent Brady II (14), Daylan Hamilton (13), Jlynn Counter (12) and Jonah Carrasco (10) - all finishing in double-figures. The Jags shot 63.3 percent from the floor, 11-of-20 (55 percent) from three and delivered 26 assists on 38 field goals. Amhad Jarrard played a team-high 25 minutes, finishing with eight points, seven assists and six boards.

OPENERS

IUPUI is 24-27 all-time in season openers and 11-13 in the program's Division I era. IUPUI's last season opening win came in the 2020-21 season when the Jags opened with a 69-66 victory over Tennessee State.

Last year, the Jaguars dropped their season opener at Butler, 56-47.

TWO-GAME TRIP

The Jaguars will make the most of their trip to Iowa, facing Iowa State on Monday (Nov. 7) before then making the 37-mile trek south to Des Moines to face Drake on Wednesday (Nov. 9).

FIRSTS FROM...

IUPUI has a number of players who mark the 'first player from...' a variety of states. Stanton III is the first IUPUI player from Colorado and Carrasco is IUPUI's first from Kansas. Counter is the first-ever IUPUI player from Oklahoma, Osten is the first from Arkansas and Dewitt is the first from Washington.

Egbars is the second IUPUI player from New York and Jackson is the second from Ontario.

AROUND THE DEPARTMENT

STRONG FALL

IUPUI has enjoyed a strong fall season as the men's cross country team was Horizon League runner-up and the women's cross country team improved to a fourth-place finish this season. The men's soccer team finished the Horizon League regular season ranked third in the league and the women's soccer team recently earned a spot in the semifinals round of the Horizon League Tournament.

BRUUUUCCCCCCE

The IUPUI women's basketball team will have a decidedly new look this season as first-year Head Coach Kate Bruce takes over the Jaguars' program after a successful run at Walsh University. The Jags had been the top program in the Horizon League under head coach Austin Parkinson, who departed to take over the Butler job last spring. Bruce was hired shortly thereafter and inherits a program that is coming off its first-ever NCAA Tournament berth. Bruce's squad returns two starters from last year's NCAA Tournament team in Destiny Perkins and Rachel Kent.

CATCH THE FINA

You may have recently seen the IUPUI campus on television and not really known it. The 2022 FINA Swimming World Cup was recently held inside IUPUI's Natatorium, bringing the elite swimmers from all over the world to Indianapolis from Nov. 3-5.

UNIVERSITY QUICK FACTS

| | |
|---|--|
| Location | Indianapolis, Ind. |
| Founded | 1969 |
| Nickname | Jaguars |
| Colors | Red, gold & black |
| Enrollment | 25,979 |
| Affiliation | NCAA Division I |
| Conference | The Horizon League |
| Home Facility (Cap.) | Indiana Farmers Coliseum (6,800) |
| Interim Chancellor (as of 3/1/22) | Andrew R. Klein |
| Athletics Director | Dr. Roderick Perry |
| Website | www.IUPUIJags.com |
| Athletics Phone | (317) 278-5247 |
| Mailing Address | 250 University Blvd. Indianapolis, IN 46202 |

BASKETBALL HISTORY

| | |
|--|--------------------------|
| First Yr. of basketball | 1972 |
| Seasons of basketball | 52nd |
| Seasons of Division I basketball | 25th |
| Division I (1998-pres.) Record | 293-363 (.447) |
| NCAA Appearances | 1 |
| Last NCAA Appearance | 2003 |
| Last Postseason Appearance | 2019 (CIT - First Round) |

UNIVERSITY NOTES

ABOUT THE UNIVERSITY

IUPUI is a public research university located in downtown Indianapolis that is the result of a merger of the Purdue Indianapolis Extension Center (1946) and Indiana University Indianapolis (1916). The merger was completed in 1969 and athletics began in 1972.

However, the university is currently undergoing a major shift as it was announced that Indiana and Purdue have taken the first steps toward transforming the 52-year-old IUPUI, into independent academic organizations. IU and Purdue will each govern their own programs.

This bold new vision will allow the transformation into the state's next-generation urban research university. It is expected to enhance academic programs, advance the science and research capabilities and expand funding opportunities for ground-breaking ventures. The university will be rebranded as IU Indianapolis with the new vision in place by Fall 2024.

ATHLETIC PROWESS

IUPUI was a primary beneficiary of the 1987 Pan-American Games in Indianapolis and continues to boast some world renowned facilities.

The IU Natatorium is located on the IUPUI campus and is among the best swimming & diving facilities in the world. It has hosted the U.S. Olympic Team Trials four different times and 12 NCAA National Championship meets. In addition, the 2017 World Juniors were held at IUPUI and 16 world records have been set in the Natatorium water.

Adjacent west is the Michael A. Carroll Track & Soccer Stadium which has hosted several USA Outdoor Track & Field Championships and NCAA Championships, along with the 1988 US Olympic Trials. Florence Griffith-Joyner set the 100m world record of 10.49 on the track.

In basketball circles, IUPUI is best known as the long-time host of the Nike All-American Camp, which was held on campus for two decades. The nation's top prep players and coaches from every level converged on campus for two weeks each summer in what was considered the elite college recruiting event of the year. Alum included LeBron James, Chris Webber, Allen Iverson, Kevin Garnett, Jason Kidd and Paul Pierce, among many others.



MISCELLANEOUS STATS

| IUPUI'S RECORD WHEN... | | | |
|-----------------------------|-------------------|----------------------|-------|
| | '22-23 Overall | '22-23 HL Creshaw | Under |
| Home: | 0-0 | 0-0 | 2-11 |
| Away: | 0-0 | 0-0 | 1-13 |
| Neutral: | 0-0 | 0-0 | 0-2 |
| Overtime: | 0-0 | 0-0 | 0-0 |
| Lead @ Halftime: | 0-0 | 0-0 | 2-2 |
| Trail @ Halftime: | 0-0 | 0-0 | 0-23 |
| Tied @ Halftime: | 0-0 | 0-0 | 1-1 |
| Leading w/ 5:00 left: | 0-0 | 0-0 | 3-1 |
| Trailing w/ 5:00 left: | 0-0 | 0-0 | 0-24 |
| Tied w/ 5:00 left: | 0-0 | 0-0 | 0-1 |
| Shooting 50% or better: | 0-0 | 0-0 | 1-1 |
| Shooting 40-50%: | 0-0 | 0-0 | 2-5 |
| Shooting less than 40%: | 0-0 | 0-0 | 0-20 |
| Opp. shoots 50% or better: | 0-0 | 0-0 | 0-6 |
| Opp. shoots 40-50%: | 0-0 | 0-0 | 0-14 |
| Opp. shoots less than 40%: | 0-0 | 0-0 | 3-6 |
| Shooting better % than opp. | 0-0 | 0-0 | 3-7 |
| Shooting worse % than opp. | 0-0 | 0-0 | 0-19 |
| Scoring less than 50: | 0-0 | 0-0 | 0-12 |
| Score 50-59 pts: | 0-0 | 0-0 | 0-12 |
| Score 60-69 pts: | 0-0 | 0-0 | 2-2 |
| Score 70-79 pts: | 0-0 | 0-0 | 1-0 |
| Score 80-89 pts: | 0-0 | 0-0 | 0-0 |
| Score 90+ pts: | 0-0 | 0-0 | 0-0 |
| Opp. scores less than 50: | 0-0 | 0-0 | 1-0 |
| Opp. scores 50-59 pts: | 0-0 | 0-0 | 2-2 |
| Opp. scores 60-69 pts: | 0-0 | 0-0 | 0-13 |
| Opp. scores 70-79 pts: | 0-0 | 0-0 | 0-7 |
| Opp. scores 80-89 pts: | 0-0 | 0-0 | 0-4 |
| Opp. scores 90+ pts: | 0-0 | 0-0 | 0-0 |
| Commit less TO than opp. | 0-0 | 0-0 | 1-5 |
| Commit more TO than opp. | 0-0 | 0-0 | 1-18 |
| Commit same TO as opp. | 0-0 | 0-0 | 1-3 |
| Outrebound opponent: | 0-0 | 0-0 | 2-9 |
| Outrebounded: | 0-0 | 0-0 | 1-14 |
| Rebounding is equal: | 0-0 | 0-0 | 0-3 |
| Bench outscores opp.: | 0-0 | 0-0 | 1-5 |
| Bench is outscored: | 0-0 | 0-0 | 2-21 |
| Bench scoring is equal: | 0-0 | 0-0 | 0-0 |
| Hit more FT than opp.: | 0-0 | 0-0 | 2-4 |
| Hit less FT than opp.: | 0-0 | 0-0 | 1-22 |
| Hit same FT as opp.: | 0-0 | 0-0 | 0-0 |
| Hit more 3's than opp.: | 0-0 | 0-0 | 2-5 |
| Hit less 3's than opp.: | 0-0 | 0-0 | 1-16 |
| Hit same 3's as opp.: | 0-0 | 0-0 | 0-5 |
| Decided by 5 pts or less: | 0-0 | 0-0 | 0-3 |
| Decided by 6-10 points: | 0-0 | 0-0 | 1-4 |
| Decided by 10+ points: | 0-0 | 0-0 | 2-19 |
| In home whites: | 0-0 | 0-0 | 0-0 |
| In grays: | 0-0 | 0-0 | 2-12 |
| In road blacks: | 0-0 | 0-0 | 0-9 |
| In road reds: | 0-0 | 0-0 | 1-5 |
| 7 in double-digits: | 0-0 | 0-0 | 0-0 |
| 6 in double-digits: | 0-0 | 0-0 | 0-0 |
| 5 in double-digits: | 0-0 | 0-0 | 1-0 |
| 4 in double-digits: | 0-0 | 0-0 | 0-3 |
| 3 in double-digits: | 0-0 | 0-0 | 1-3 |
| 2 in double-digits: | 0-0 | 0-0 | 0-12 |
| 1 in double-digits: | 0-0 | 0-0 | 1-6 |
| 0 in double-digits: | 0-0 | 0-0 | 0-2 |
| On Mondays: | 0-0 | 0-0 | 1-4 |
| On Tuesdays: | 0-0 | 0-0 | 1-4 |
| On Wednesdays: | 0-0 | 0-0 | 0-1 |
| On Thursdays: | 0-0 | 0-0 | 1-8 |
| On Fridays: | 0-0 | 0-0 | 0-1 |
| On Saturdays: | 0-0 | 0-0 | 0-8 |
| On Sundays: | 0-0 | 0-0 | 0-0 |
| In November: | 0-0 | 0-0 | 1-5 |
| In December: | 0-0 | 0-0 | 0-5 |
| In January: | 0-0 | 0-0 | 1-7 |
| In February: | 0-0 | 0-0 | 1-8 |
| In March: | 0-0 | 0-0 | 0-1 |

CAREER DOUBLE-DIGIT PERFORMANCES / STARTS / DUNKS

| Double-Digit Scoring Gms | | |
|--------------------------|-----|-----|
| Name | Sea | Car |
| Stanton III | 0 | 3 |
| Carrasco | 0 | 2 |
| 20+ Point Scoring Games | | |
| Name | Sea | Car |
| | | |
| 30+ Point Scoring Games | | |
| Name | Sea | Car |
| | | |
| Double-Digit Reb. Games | | |
| Name | Sea | Car |
| Carrasco | 0 | 1 |
| Double-Doubles | | |
| Name | Sea | Car |
| Carrasco | 0 | 1 |

| Games Started | | |
|---------------|-----|-----|
| Name | Sea | Car |
| Stanton III | 0 | 19 |
| Carrasco | 0 | 16 |
| Dunks | | |
| Name | Sea | Car |
| Carrasco | 0 | 7 |

TIMES LEADING THE TEAM IN...

| Points | | |
|---------------|-----|-----|
| Name | Sea | Car |
| | | |
| Rebounds | | |
| Name | Sea | Car |
| Carrasco | 0 | 1 |
| Assists | | |
| Name | Sea | Car |
| Stanton III | 0 | 3 |
| Steals | | |
| Name | Sea | Car |
| Stanton III | 0 | 6 |
| Carrasco | 0 | 1 |
| Blocked Shots | | |
| Name | Sea | Car |
| Carrasco | 0 | 11 |
| Stanton III | 0 | 2 |

SPECIALTY STATS

PP = Points in the Paint; POT = Points off Turnover; 2nd = 2nd Chance Points; BP = Bench Points

| Opponent | Result | PP | POT | 2nd | BP | Largest Lead | Largest Deficit | Lead Chngs | Ties | Time w/ Lead | Time Trailing |
|----------------------|-----------|---------|---------|---------|---------|--------------|-----------------|------------|------|--------------|---------------|
| Brescia (exh.) | W, 101-60 | 50/22 | 33/17 | 19/8 | 52/33 | 41 | 2 | 1 | 0 | 38:59 | 0:16 |
| at Iowa State | | | | | | | | | | | |
| at Drake | | | | | | | | | | | |
| at Chicago St. | | | | | | | | | | | |
| Franklin College | | | | | | | | | | | |
| vs. Denver | | | | | | | | | | | |
| at New Orleans | | | | | | | | | | | |
| vs. The Citadel | | | | | | | | | | | |
| at Milwaukee | | | | | | | | | | | |
| at Green Bay | | | | | | | | | | | |
| Spalding Univ. | | | | | | | | | | | |
| Eastern Illinois | | | | | | | | | | | |
| vs. Southern Ind. | | | | | | | | | | | |
| vs. Texas A&M-Comm. | | | | | | | | | | | |
| Northern Ky. | | | | | | | | | | | |
| Wright State | | | | | | | | | | | |
| at Youngstown St. | | | | | | | | | | | |
| at Robert Morris | | | | | | | | | | | |
| Purdue Fort Wayne | | | | | | | | | | | |
| Cleveland State | | | | | | | | | | | |
| Oakland | | | | | | | | | | | |
| Detroit Mercy | | | | | | | | | | | |
| at Purdue Fort Wayne | | | | | | | | | | | |
| at Cleveland St. | | | | | | | | | | | |
| Milwaukee | | | | | | | | | | | |
| Green Bay | | | | | | | | | | | |
| at Wright St. | | | | | | | | | | | |
| at Northern Ky. | | | | | | | | | | | |
| at Oakland | | | | | | | | | | | |
| at Detroit Mercy | | | | | | | | | | | |
| Robert Morris | | | | | | | | | | | |
| Youngstown St. | | | | | | | | | | | |
| HL - 1st Rd. | | | | | | | | | | | |
| HL - Quarterfinals | | | | | | | | | | | |
| HL - Semis | | | | | | | | | | | |
| HL - Finals | | | | | | | | | | | |
| Totals | | 0/0 | 0/0 | 0/0 | 0/0 | 0 | 0 | 0 | 0 | 0:00 | 0:00 |
| Averages | | 0.0/0.0 | 0.0/0.0 | 0.0/0.0 | 0.0/0.0 | | | 0.0 | 0.0 | 0% of time | 0% of time |

WIN/LOSS MARGINS

| MARGIN | | | | | | | | | | | | |
|--------|-------|-----|---|---|---|---|---|---|---|----|-------|-------|
| Wins | 1 | 2 | 3 | 4 | 5 | 6 | 7 | 8 | 9 | 10 | 11-15 | 16-20 |
| Losses | 21-29 | 30+ | | | | | | | | | | |



2021-2022 OVERALL STATISTICS

Game Records

| Record | Overall | Home | Away | Neutral |
|----------------|---------|------|------|---------|
| ALL GAMES | 3-26 | 2-11 | 1-13 | 0-2 |
| CONFERENCE | 1-16 | 0-9 | 1-7 | 0-0 |
| NON-CONFERENCE | 2-10 | 2-2 | 0-6 | 0-2 |

Score by Periods

| Team | 1st | 2nd | OT | TOT |
|-----------|-----|------|----|------|
| IUPUI | 666 | 855 | 0 | 1521 |
| Opponents | 903 | 1043 | 0 | 1946 |

Team Box Score

| No. | Player | | | | Total | | 3-Point | | F-Throw | | Rebounds | | | | | | | | | | | |
|-----------|---------------------|-------|--------|------|----------|------|----------|------|---------|------|----------|-----|-----|------|-----|----|-----|-----|-----|-----|------|------|
| | | GP-GS | MIN | AVG | FG-FGA | FG% | 3FG-3FGA | 3FG% | FT-FTA | FT% | OFF | DEF | TOT | AVG | PF | DQ | A | TO | BLK | STL | PTS | AVG |
| 00 | MAXWELL, B.J. | 28-27 | 944:09 | 33.7 | 126-343 | .367 | 36-135 | .267 | 63-77 | .818 | 39 | 102 | 141 | 5.0 | 81 | 1 | 31 | 54 | 13 | 33 | 351 | 12.5 |
| 4 | LASTRAP, Bakari | 28-12 | 687:02 | 24.5 | 87-230 | .378 | 8-29 | .276 | 41-65 | .631 | 13 | 42 | 55 | 2.0 | 59 | 2 | 69 | 93 | 0 | 19 | 223 | 8.0 |
| 10 | DEPERSIA, Mike | 24-16 | 721:06 | 30.0 | 51-136 | .375 | 25-67 | .373 | 27-41 | .659 | 14 | 57 | 71 | 3.0 | 48 | 1 | 85 | 30 | 2 | 24 | 154 | 6.4 |
| 12 | SEAY, Azariah | 17-4 | 307:14 | 18.1 | 43-116 | .371 | 8-43 | .186 | 15-19 | .789 | 18 | 31 | 49 | 2.9 | 35 | 1 | 12 | 25 | 1 | 10 | 109 | 6.4 |
| 5 | MCCLURE, Nathan | 28-26 | 870:03 | 31.1 | 61-162 | .377 | 31-95 | .326 | 25-35 | .714 | 50 | 98 | 148 | 5.3 | 69 | 0 | 32 | 53 | 4 | 30 | 178 | 6.4 |
| 23 | ISITUA, Chuks | 29-14 | 627:06 | 21.6 | 65-125 | .520 | 0-0 | .000 | 31-54 | .574 | 46 | 87 | 133 | 4.6 | 79 | 2 | 8 | 46 | 23 | 14 | 161 | 5.6 |
| 1 | PRUITT, KJ | 10-10 | 270:12 | 27.0 | 19-46 | .413 | 4-14 | .286 | 8-13 | .615 | 8 | 23 | 31 | 3.1 | 19 | 0 | 18 | 31 | 4 | 10 | 50 | 5.0 |
| 25 | STANTON III, Boston | 28-19 | 702:37 | 25.1 | 46-165 | .279 | 23-85 | .271 | 16-23 | .696 | 4 | 54 | 58 | 2.1 | 51 | 0 | 28 | 73 | 4 | 17 | 131 | 4.7 |
| 24 | CARRASCO, Jonah | 19-16 | 367:51 | 19.4 | 31-64 | .484 | 0-0 | .000 | 22-44 | .500 | 31 | 41 | 72 | 3.8 | 44 | 1 | 7 | 23 | 21 | 5 | 84 | 4.4 |
| 2 | HARVEY, Bobby | 9-1 | 172:06 | 19.1 | 13-48 | .271 | 10-31 | .323 | 2-3 | .667 | 4 | 19 | 23 | 2.6 | 18 | 1 | 7 | 7 | 1 | 3 | 38 | 4.2 |
| 33 | PANDEV, Dimitar | 16-0 | 130:32 | 8.2 | 15-32 | .469 | 4-12 | .333 | 8-13 | .615 | 9 | 19 | 28 | 1.8 | 10 | 0 | 6 | 10 | 1 | 1 | 42 | 2.6 |
| Team | | | | | | | | | | | 64 | 40 | 104 | | | | | 36 | | | | |
| Total | | 29 | 5800 | | 557-1467 | .380 | 149-511 | .292 | 258-387 | .667 | 300 | 613 | 913 | 31.5 | 513 | 9 | 303 | 481 | 74 | 166 | 1521 | 52.4 |
| Opponents | | 29 | 5800 | | 666-1494 | .446 | 216-614 | .352 | 398-536 | .743 | 285 | 666 | 951 | 32.8 | 424 | 7 | 352 | 383 | 87 | 221 | 1946 | 67.1 |

Team Statistics

| | IUPUI | OPP |
|------------------------|-----------------|-----------------|
| Scoring | 1521 | 1946 |
| Points per game | 52.4 | 67.1 |
| Scoring margin | -14.7 | - |
| Field goals-att | 557-1467 | 666-1494 |
| Field goal pct | .380 | .446 |
| 3 point fg-att | 149-511 | 216-614 |
| 3-point FG pct | .292 | .352 |
| 3-pt FG made per game | 5.1 | 7.4 |
| Free throws-att | 258-387 | 398-536 |
| Free throw pct | .667 | .743 |
| F-Throws made per game | 8.9 | 13.7 |
| Rebounds | 913 | 951 |
| Rebounds per game | 31.5 | 32.8 |
| Rebounding margin | -1.3 | - |
| Assists | 303 | 352 |
| Assists per game | 10.4 | 12.1 |
| Turnovers | 481 | 383 |
| Turnovers per game | 16.6 | 13.2 |
| Turnover margin | -3.4 | - |
| Assist/turnover ratio | 0.6 | 0.9 |
| Steals | 166 | 221 |
| Steals per game | 5.7 | 7.6 |
| Blocks | 74 | 87 |
| Blocks per game | 2.6 | 3.0 |
| Winning streak | 0 | - |
| Home win streak | 0 | - |
| Attendance | 8696 | 39781 |
| Home games-Avg/Game | 13-669 | 14-2842 |
| Neutral site-Avg/Game | - | 2-173 |

Team Results

| Date | Opponent | Score | Att. |
|------------|-----------------------|---------|-------|
| 11/09/2021 | at Butler | L 47-56 | 7134 |
| 11/11/2021 | at Evansville | L 40-60 | 3145 |
| 11/15/2021 | vs Denver | L 47-63 | 197 |
| 11/16/2021 | vs A&M-Corpus Christi | L 59-65 | 148 |
| 11/17/2021 | at UTSA | L 57-60 | 678 |
| 11/23/2021 | Spalding | W 61-41 | 603 |
| 12/02/2021 | Detroit Mercy | L 45-69 | 892 |
| 12/04/2021 | Oakland | L 45-78 | 898 |
| 12/10/2021 | at Tennessee St. | L 44-70 | 334 |
| 12/16/2021 | Chicago St. | L 55-61 | 725 |
| 12/21/2021 | Morehead St. | L 52-80 | 728 |
| 01/08/2022 | at Wright St. | L 58-72 | 2967 |
| 01/10/2022 | UIC | L 65-67 | 613 |
| 01/13/2022 | at Green Bay | L 54-69 | 1342 |
| 01/15/2022 | at Milwaukee | L 54-89 | 2091 |
| 01/18/2022 | at Ohio St. | L 37-83 | 10666 |
| 01/20/2022 | Wright St. | L 45-73 | 692 |
| 01/22/2022 | Northern Ky. | L 41-60 | 795 |
| 01/31/2022 | East-West U. | W 75-59 | 163 |
| 02/03/2022 | Youngstown St. | L 55-61 | 420 |
| 02/05/2022 | Robert Morris | L 49-66 | 582 |
| 02/10/2022 | at Purdue Fort Wayne | L 57-72 | 1188 |
| 02/12/2022 | at Cleveland St. | L 45-83 | 4002 |
| 02/14/2022 | at UIC | L 54-57 | 1242 |
| 02/17/2022 | at Robert Morris | W 66-56 | 1154 |
| 02/19/2022 | at Youngstown St. | L 61-74 | 2110 |
| 02/24/2022 | Milwaukee | L 54-66 | 603 |
| 02/26/2022 | Green Bay | L 41-67 | 982 |
| 03/01/2022 | at Oakland | L 58-69 | 1728 |



2021-2022 HORIZON LEAGUE ONLY STATISTICS

Game Records

| Record | Overall | Home | Away | Neutral |
|----------------|---------|------|------|---------|
| ALL GAMES | 1-16 | 0-9 | 1-7 | 0-0 |
| CONFERENCE | 1-16 | 0-9 | 1-7 | 0-0 |
| NON-CONFERENCE | 0-0 | 0-0 | 0-0 | 0-0 |

Score by Periods

| Team | 1st | 2nd | OT | TOT |
|-----------|-----|-----|----|------|
| IUPUI | 385 | 504 | 0 | 889 |
| Opponents | 564 | 615 | 0 | 1179 |

Team Box Score

| No. | Player | | | | Total | | 3-Point | | F-Throw | | Rebounds | | | | | | | | | | | |
|-----------|---------------------|-------|--------|------|---------|------|----------|------|---------|-------|----------|-----|-----|------|-----|----|-----|-----|-----|-----|------|------|
| | | GP-GS | MIN | AVG | FG-FGA | FG% | 3FG-3FGA | 3FG% | FT-FTA | FT% | OFF | DEF | TOT | AVG | PF | DQ | A | TO | BLK | STL | PTS | AVG |
| 00 | MAXWELL, B.J. | 17-16 | 584:57 | 34.4 | 84-222 | .378 | 21-79 | .266 | 36-46 | .783 | 28 | 62 | 90 | 5.3 | 50 | 1 | 23 | 36 | 7 | 24 | 225 | 13.2 |
| 4 | LASTRAP, Bakari | 17-10 | 454:41 | 26.7 | 55-156 | .353 | 6-18 | .333 | 23-37 | .622 | 9 | 29 | 38 | 2.2 | 35 | 2 | 46 | 53 | 0 | 10 | 139 | 8.2 |
| 12 | SEAY, Azariah | 7-3 | 139:04 | 19.9 | 20-58 | .345 | 3-18 | .167 | 6-6 | 1.000 | 7 | 15 | 22 | 3.1 | 16 | 0 | 7 | 8 | 1 | 6 | 49 | 7.0 |
| 5 | MCCLURE, Nathan | 16-16 | 547:49 | 34.2 | 36-97 | .371 | 21-57 | .368 | 18-24 | .750 | 33 | 52 | 85 | 5.3 | 41 | 0 | 19 | 34 | 4 | 24 | 111 | 6.9 |
| 10 | DEPERSIA, Mike | 16-12 | 516:51 | 32.3 | 37-98 | .378 | 18-49 | .367 | 19-28 | .679 | 11 | 38 | 49 | 3.1 | 32 | 0 | 60 | 22 | 1 | 19 | 111 | 6.9 |
| 23 | ISITUA, Chuks | 17-10 | 411:33 | 24.2 | 43-85 | .506 | 0-0 | .000 | 19-30 | .633 | 33 | 56 | 89 | 5.2 | 52 | 2 | 5 | 28 | 14 | 10 | 105 | 6.2 |
| 2 | HARVEY, Bobby | 1-0 | 18:54 | 18.9 | 2-6 | .333 | 2-3 | .667 | 0-1 | .000 | 0 | 2 | 2 | 2.0 | 5 | 1 | 0 | 3 | 0 | 0 | 6 | 6.0 |
| 24 | CARRASCO, Jonah | 8-8 | 186:42 | 23.3 | 16-35 | .457 | 0-0 | .000 | 14-24 | .583 | 10 | 18 | 28 | 3.5 | 19 | 1 | 5 | 14 | 6 | 5 | 46 | 5.8 |
| 1 | PRUITT, KJ | 2-2 | 63:49 | 31.9 | 5-13 | .385 | 0-3 | .000 | 0-0 | .000 | 4 | 6 | 10 | 5.0 | 7 | 0 | 7 | 6 | 0 | 2 | 10 | 5.0 |
| 25 | STANTON III, Boston | 17-8 | 431:12 | 25.4 | 28-100 | .280 | 12-52 | .231 | 9-12 | .750 | 3 | 32 | 35 | 2.1 | 32 | 0 | 9 | 47 | 3 | 13 | 77 | 4.5 |
| 33 | PANDEV, Dimitar | 6-0 | 44:27 | 7.4 | 3-13 | .231 | 1-6 | .167 | 3-4 | .750 | 5 | 6 | 11 | 1.8 | 4 | 0 | 2 | 6 | 0 | 0 | 10 | 1.7 |
| Team | | | | | | | | | | | 38 | 20 | 58 | | | | | 15 | | | | |
| Total | | 17 | 3400 | | 329-883 | .373 | 84-285 | .295 | 147-212 | .693 | 181 | 336 | 517 | 30.4 | 293 | 7 | 183 | 272 | 36 | 113 | 889 | 52.3 |
| Opponents | | 17 | 3400 | | 410-880 | .466 | 128-362 | .354 | 231-305 | .757 | 167 | 401 | 568 | 33.4 | 245 | 5 | 219 | 224 | 60 | 124 | 1179 | 69.4 |

Team Statistics

| | IUPUI | OPP |
|------------------------|----------------|----------------|
| Scoring | 889 | 1179 |
| Points per game | 52.3 | 69.4 |
| Scoring margin | -17.1 | - |
| Field goals-att | 329-883 | 410-880 |
| Field goal pct | .373 | .466 |
| 3 point fg-att | 84-285 | 128-362 |
| 3-point FG pct | .295 | .354 |
| 3-pt FG made per game | 4.9 | 7.5 |
| Free throws-att | 147-212 | 231-305 |
| Free throw pct | .693 | .757 |
| F-Throws made per game | 8.6 | 13.6 |
| Rebounds | 517 | 568 |
| Rebounds per game | 30.4 | 33.4 |
| Rebounding margin | -3.0 | - |
| Assists | 183 | 219 |
| Assists per game | 10.8 | 12.9 |
| Turnovers | 272 | 224 |
| Turnovers per game | 16.0 | 13.2 |
| Turnover margin | -2.8 | - |
| Assist/turnover ratio | 0.7 | 1.0 |
| Steals | 113 | 124 |
| Steals per game | 6.6 | 7.3 |
| Blocks | 36 | 60 |
| Blocks per game | 2.1 | 3.5 |
| Winning streak | 0 | - |
| Home win streak | 0 | - |
| Attendance | 6477 | 16096 |
| Home games-Avg/Game | 9-720 | 8-2012 |
| Neutral site-Avg/Game | - | 0-0 |

Team Results

| Date | Opponent | | Score | Att. |
|------------|----------------------|---|-------|------|
| 12/02/2021 | Detroit Mercy | L | 45-69 | 892 |
| 12/04/2021 | Oakland | L | 45-78 | 898 |
| 01/08/2022 | at Wright St. | L | 58-72 | 2967 |
| 01/10/2022 | UIC | L | 65-67 | 613 |
| 01/13/2022 | at Green Bay | L | 54-69 | 1342 |
| 01/15/2022 | at Milwaukee | L | 54-89 | 2091 |
| 01/20/2022 | Wright St. | L | 45-73 | 692 |
| 01/22/2022 | Northern Ky. | L | 41-60 | 795 |
| 02/03/2022 | Youngstown St. | L | 55-61 | 420 |
| 02/05/2022 | Robert Morris | L | 49-66 | 582 |
| 02/10/2022 | at Purdue Fort Wayne | L | 57-72 | 1188 |
| 02/12/2022 | at Cleveland St. | L | 45-83 | 4002 |
| 02/14/2022 | at UIC | L | 54-57 | 1242 |
| 02/17/2022 | at Robert Morris | W | 66-56 | 1154 |
| 02/19/2022 | at Youngstown St. | L | 61-74 | 2110 |
| 02/24/2022 | Milwaukee | L | 54-66 | 603 |
| 02/26/2022 | Green Bay | L | 41-67 | 982 |



2022-2023 STATISTICAL SPLITS

Wins (0 total)

| No. | Player | | | | Total | | 3-Point | | F-Throw | | Rebounds | | | | | | | | | | | |
|-----------|--------|-------|-----|-----|--------|------|----------|------|---------|------|----------|-----|-----|-----|----|----|---|----|-----|-----|-----|-----|
| | | GP-GS | MIN | AVG | FG-FGA | FG% | 3FG-3FGA | 3FG% | FT-FTA | FT% | OFF | DEF | TOT | AVG | PF | DQ | A | TO | BLK | STL | PTS | AVG |
| Team | | | | | | | | | | | | | | | | | | | | | | |
| Total | | 0 | 0 | | 0-0 | .000 | 0-0 | .000 | 0-0 | .000 | 0 | 0 | 0 | 0.0 | 0 | 0 | 0 | 0 | 0 | 0 | 0 | 0.0 |
| Opponents | | 0 | 0 | | 0-0 | .000 | 0-0 | .000 | 0-0 | .000 | 0 | 0 | 0 | 0.0 | 0 | 0 | 0 | 0 | 0 | 0 | 0 | 0.0 |

Losses (0 total)

| No. | Player | | | | Total | | 3-Point | | F-Throw | | Rebounds | | | | | | | | | | | |
|-----------|--------|-------|-----|-----|--------|------|----------|------|---------|------|----------|-----|-----|-----|----|----|---|----|-----|-----|-----|-----|
| | | GP-GS | MIN | AVG | FG-FGA | FG% | 3FG-3FGA | 3FG% | FT-FTA | FT% | OFF | DEF | TOT | AVG | PF | DQ | A | TO | BLK | STL | PTS | AVG |
| Team | | | | | | | | | | | | | | | | | | | | | | |
| Total | | 0 | 0 | | 0-0 | .000 | 0-0 | .000 | 0-0 | .000 | 0 | 0 | 0 | 0.0 | 0 | 0 | 0 | 0 | 0 | 0 | 0 | 0.0 |
| Opponents | | 0 | 0 | | 0-0 | .000 | 0-0 | .000 | 0-0 | .000 | 0 | 0 | 0 | 0.0 | 0 | 0 | 0 | 0 | 0 | 0 | 0 | 0.0 |

Home Record (0-0 total)

| No. | Player | | | | Total | | 3-Point | | F-Throw | | Rebounds | | | | | | | | | | | |
|-----------|--------|-------|-----|-----|--------|------|----------|------|---------|------|----------|-----|-----|-----|----|----|---|----|-----|-----|-----|-----|
| | | GP-GS | MIN | AVG | FG-FGA | FG% | 3FG-3FGA | 3FG% | FT-FTA | FT% | OFF | DEF | TOT | AVG | PF | DQ | A | TO | BLK | STL | PTS | AVG |
| Team | | | | | | | | | | | | | | | | | | | | | | |
| Total | | 0 | 0 | | 0-0 | .000 | 0-0 | .000 | 0-0 | .000 | 0 | 0 | 0 | 0.0 | 0 | 0 | 0 | 0 | 0 | 0 | 0 | 0.0 |
| Opponents | | 0 | 0 | | 0-0 | .000 | 0-0 | .000 | 0-0 | .000 | 0 | 0 | 0 | 0.0 | 0 | 0 | 0 | 0 | 0 | 0 | 0 | 0.0 |

Away/Neutral Record (0-0 total)

| No. | Player | | | | Total | | 3-Point | | F-Throw | | Rebounds | | | | | | | | | | | |
|-----------|--------|-------|-----|-----|--------|------|----------|------|---------|------|----------|-----|-----|-----|----|----|---|----|-----|-----|-----|-----|
| | | GP-GS | MIN | AVG | FG-FGA | FG% | 3FG-3FGA | 3FG% | FT-FTA | FT% | OFF | DEF | TOT | AVG | PF | DQ | A | TO | BLK | STL | PTS | AVG |
| Team | | | | | | | | | | | | | | | | | | | | | | |
| Total | | 0 | 0 | | 0-0 | .000 | 0-0 | .000 | 0-0 | .000 | 0 | 0 | 0 | 0.0 | 0 | 0 | 0 | 0 | 0 | 0 | 0 | 0.0 |
| Opponents | | 0 | 0 | | 0-0 | .000 | 0-0 | .000 | 0-0 | .000 | 0 | 0 | 0 | 0.0 | 0 | 0 | 0 | 0 | 0 | 0 | 0 | 0.0 |



2022-2023 STARTING LINEUPS

| Date | Opponent | Outcome | Name | Name | Name | Name | Name | First Sub (Time) |
|-------|--------------------|-----------|---------|-------|-------------|-------------|-------|--------------------------|
| 10/27 | Brescia (exh.) | W, 101-60 | Counter | Brady | Ar. Jarrard | Am. Jarrard | Osten | Carrasco/Jackson (15:41) |
| 11/7 | at Iowa State | | | | | | | |
| 11/9 | at Drake | | | | | | | |
| 11/14 | at Chicago State | | | | | | | |
| 11/19 | Franklin College | | | | | | | |
| 11/23 | vs. Denver | | | | | | | |
| 11/24 | at New Orleans | | | | | | | |
| 11/25 | vs. The Citadel | | | | | | | |
| 12/3 | *at Milwaukee | | | | | | | |
| 12/5 | *at Green Bay | | | | | | | |
| 12/12 | Spalding Univ. | | | | | | | |
| 12/17 | Eastern Illinois | | | | | | | |
| 12/19 | vs. So. Indiana | | | | | | | |
| 12/20 | vs. TAMU Comm. | | | | | | | |
| 12/31 | *Northern Ky. | | | | | | | |
| 1/2 | *Wright St. | | | | | | | |
| 1/7 | *at Youngstown St. | | | | | | | |
| 1/9 | *at Robert Morris | | | | | | | |
| 1/12 | *Purdue FW | | | | | | | |
| 1/14 | *Cleveland St. | | | | | | | |
| 1/19 | *Oakland | | | | | | | |
| 1/21 | *Detroit Mercy | | | | | | | |
| 1/25 | *at Purdue FW | | | | | | | |
| 1/29 | *at Cleveland St. | | | | | | | |
| 2/2 | *Milwaukee | | | | | | | |
| 2/4 | *Green Bay | | | | | | | |
| 2/8 | *at Wright St. | | | | | | | |
| 2/12 | *at Northern Ky. | | | | | | | |
| 2/15 | *at Oakland | | | | | | | |
| 2/9 | *at Detroit Mercy | | | | | | | |
| 2/23 | *Robert Morris | | | | | | | |
| 2/25 | *Youngstown St. | | | | | | | |
| 2/28 | HL - 1st Rd. | | | | | | | |
| 3/2 | HL - Quarters | | | | | | | |
| 3/6 | HL - Semis | | | | | | | |
| 3/7 | HL - Finals | | | | | | | |

IUPUI TEAM HIGHS

| | |
|------------|--|
| POINTS | |
| FG MADE | |
| FG ATT | |
| FG PCT. | |
| 3FG MADE | |
| 3FG ATT | |
| 3FG PCT. | |
| FT MADE | |
| FT ATT | |
| FT PCT | |
| OFF. REB | |
| DEF. REB | |
| REB | |
| REB MARGIN | |
| AST | |
| STL | |
| BLK | |
| TO | |
| TO MARGIN | |
| FOULS | |

OPPONENT TEAM HIGHS

| | |
|------------|--|
| POINTS | |
| FG MADE | |
| FG ATT | |
| FG PCT. | |
| 3FG MADE | |
| 3FG ATT | |
| 3FG PCT. | |
| FT MADE | |
| FT ATT | |
| FT PCT | |
| OFF. REB | |
| DEF. REB | |
| REB | |
| REB MARGIN | |
| AST | |
| STL | |
| BLK | |
| TO | |
| TO MARGIN | |
| FOULS | |

IUPUI PLAYER GAME HIGHS

| | |
|----------|---------------|
| POINTS | |
| FG MADE | |
| FG ATT | |
| FG PCT. | |
| | (min. 5 made) |
| 3FG MADE | |
| 3FG ATT | |
| 3FG PCT. | |
| | (min. 2 made) |
| FT MADE | |
| FT ATT | |
| FT PCT | |
| | (min. 3 made) |
| REB | |
| AST | |
| STL | |
| BLK | |
| TO | |

IUPUI TEAM LOWS

| | |
|------------|--|
| POINTS | |
| FG MADE | |
| FG ATT | |
| FG PCT. | |
| 3FG MADE | |
| 3FG ATT | |
| 3FG PCT. | |
| FT MADE | |
| FT ATT | |
| FT PCT | |
| OFF. REB | |
| DEF. REB | |
| REB | |
| REB MARGIN | |
| AST | |
| STL | |
| BLK | |
| TO | |
| TO MARGIN | |
| FOULS | |

OPPONENT TEAM LOWS

| | |
|------------|--|
| POINTS | |
| FG MADE | |
| FG ATT | |
| FG PCT. | |
| 3FG MADE | |
| 3FG ATT | |
| 3FG PCT. | |
| FT MADE | |
| FT ATT | |
| FT PCT | |
| OFF. REB | |
| DEF. REB | |
| REB | |
| REB MARGIN | |
| AST | |
| STL | |
| BLK | |
| TO | |
| TO MARGIN | |
| FOULS | |

OPPOSING PLAYER GAME HIGHS

| | |
|----------|---------------|
| POINTS | |
| FG MADE | |
| FG ATT | |
| FG PCT. | |
| | (min. 5 made) |
| 3FG MADE | |
| 3FG ATT | |
| 3FG PCT. | |
| | (min. 2 made) |
| FT MADE | |
| FT ATT | |
| FT PCT | |
| | (min. 3 made) |
| REB | |
| AST | |
| STL | |
| BLK | |
| TO | |



HEAD COACH MATT CRENSHAW



IUPUI Hall of Famer **Matt Crenshaw** was named the tenth head coach of the Jaguars' men's basketball program in April 2021. Crenshaw, the program's all-time leader in assists and longtime assistant coach, was selected following a national search, facilitated by an IUPUI campus-wide search committee and assisted by Parker Executive Search. He brings 15 years of collegiate coaching experience to the Jaguar program.

Before his return to IUPUI, Crenshaw spent three seasons as an assistant at Ball State, serving as the Cardinals' co-defensive coordinator. In addition, he was instrumental in BSU's guard development, recruiting efforts and advance scouting. Under his tutelage, Ball State boasted All-Mid-American Conference performers Tayler Persons, Ishmael El-Amin, K.J. Walton and 2019-20 MAC Freshman of the Year Jarron Coleman. In addition, Ball State had the MAC's best scoring defense during the 2019-2020 season and captured a West Division championship before the season was halted due to COVID-19.

Crenshaw previously spent 12 seasons on the IUPUI bench, including his final seven years as the program's associate head coach. He was on the IUPUI coaching staff when the Jaguars notched a 26-7 mark in 2007-2008, led by the program's first NBA Draft pick, George Hill. While at IUPUI, he coached 15 all-league performers, two all-district honorees, three Mid-Major All-Americans and one CoSIDA Academic All-American.

His time on the IUPUI sidelines spanned the tenures of three head coaches, starting with his college coach Ron Hunter. Crenshaw was instrumental in a pair of firsts - leading the Jaguars to their first NCAA Tournament as a player and helping the program to its first postseason victory as a coach.

That victory came in the 2010 College Basketball Invitational as part of a 25-win season in which IUPUI fell one win shy of tying the program's single-season record for victories. That season also included one of the Jaguars' two trips to the Summit League championship game during Crenshaw's time on the bench.

In May of 2013, Crenshaw was selected from a competitive field of talented assistant coaches and invited to participate in the NCAA's A.C.E (Achieving Coaching Excellence) Program. The professional development seminar provided an opportunity to focus on training and education in the areas of leadership, communication, campus relations, media, community involvement and program management. He was able to implement much of the training as he has excelled in academic oversight and been active on campus, both at IUPUI and Ball State. He's also helped spearhead community service initiatives in both Indianapolis and Muncie.

As a player, Crenshaw gained national acclaim in March 2003 when his last second jumper sent IUPUI to a thrilling win over Valparaiso in the Mid-Continent Conference championship game and the program's first-ever NCAA Tournament berth.

The Charlottesville, Va.-native capped his collegiate career with an outstanding senior season, earning Mid-Con Defensive Player of the Year honors and Honorable Mention All Mid-Con honors. The 6-foot-2 guard averaged 11.7 points, 5.6 assists and 4.4 rebounds per game as IUPUI went 21-11 overall. He shot 57.3



THE CRENSHAW FILE

Alma Mater: IUPUI, '04
Seasons with IUPUI: 14th season overall; 2nd as HC
Career Record: 3-26 (2nd season)
IUPUI Record: 3-26 (2nd season)

Coaching Experience:
 2006-10, Asst. Coach, IUPUI
 2010-18, Associate Head Coach, IUPUI
 2018-21, Assistant Coach, Ball State
 2021-present, Head Coach, IUPUI

Tidbits:
One of three MBB players to have his jersey retired at IUPUI (George Hill-3, Matt Crenshaw-21, Carlos Knox-34)

Is one of 52 current NCAA Division I head coaches currently leading his alma mater

percent from the floor from his guard spot, while playing 36.3 minutes per game. He was a Preseason All Mid-Con selection prior to his senior season.

He finished his career ranked sixth in school history with 157 steals and led the Mid-Con as a junior and senior in assist-to-turnover ratio. He played in 123 career games, making 98 starts during his four years, totaling 923 points and 422 rebounds to accompany his school record 510 assists. He later had his No. 21 jersey retired by the program, becoming just the third former player to have his number retired to the IUPUI rafters.

After graduating from IUPUI in 2004, Crenshaw spent two years playing professionally both in the U.S. and overseas. He has played professionally in the ABA, Slovakia and Poland. While in Slovakia, he helped his squad to the Slovakian National Championship, while earning Playoff MVP honors. He was pegged by Eurobasket.com as the All-Slovakian League Import Player of the Year and First Team All-League before turning his attention to the coaching ranks.



THE LAST TIME - KANSAS STATE 70, IUPUI 57 (11/28/2009)

ALL-TIME SERIES

Iowa State (0-0)

H: 0-0, A: 0-0, N: 0-0

D1 era: 0-0, OT: 0-0

First-ever meeting

The last time IUPUI faced a current member of the Big 12, it was Nov. 28, 2009 against K-State in Kansas City, Mo.

TURNOVERS PLAGUE JAGS IN 70-57 LOSS TO K-STATE

KANSAS CITY, Mo. - The IUPUI basketball team committed a season-high 23 turnovers shot just 33 percent in the second half in a 70-57 loss to Kansas State in front of 7,053 fans at the Sprint Center on Saturday afternoon. Sophomore Alex Young had 19 points to pace three Jags in double-digits and junior John Ashworth matched his season-high with 14 points.

Junior Leroy Nobles tacked on 13 points and Kansas State (5-1) junior guard Jacob Pullen led all players with 25 points and seven assists.

The game was IUPUI's first-ever meeting with an opponent from the Big 12 Conference.

IUPUI (5-2) was rocky from the opening tip, allowing the hosts to jump out to a 9-0 lead, forcing Head Coach Ron Hunter to call a timeout just 2:03 into the game. An 11-2 IUPUI run, fueled partly by back-to-back Young steals in the backcourt, pulled the Jaguars even with 15:30 left. Nobles and Young combined to score nine points during the run capped by the latter's backdoor layup from the left side off an assist from Ashworth.

However, the Wildcats responded with an 11-0 run of its own, forcing four IUPUI turnovers along the way.

"We didn't take care of the basketball and make free throws and those are two things that you have to do," Hunter said. "We wanted to come in here and let K-State know that they should respect our program and I thought we did that and played hard. They're a good team and they forced us into turnovers that hurt us throughout the game.

"I liked the pace of the game."

IUPUI clawed back within five on threes from Nobles and Young, but K-State stretched the lead out to 40-29 by halftime. The Wildcats forced 15 first half turnovers and cashed them in for 18 points, but IUPUI drilled six of its first seven three-point attempts to stay close.

The Jags opened the second half with consecutive baskets from Billy Pettiford and Young to make it 40-33 with 19:23 left, but K-State ramped up the defensive intensity and reeled off a 14-1 burst to put the game away. Pullen scored the first five points during the run and Curtis Kelly added an emphatic one-handed dunk to send the purple clad faithful into a frenzy.

By the time Ashworth broke the run with a three at the 11:55 mark, K-State had the outcome well in hand.

"Their defense put a lot of pressure on us and they just forced a lot of turnovers," Ashworth said. "We didn't do a good job of taking care of the ball and we know that's partially because of us, but a lot of it was because of how hard they played on defense."

IUPUI finished the game shooting just 38 percent overall, despite hitting 9-of-18 from three. The Jags also struggled at the charity stripe, hitting 10-of-19 (52.6 percent) tries. K-State shot 42 percent from the floor but just 5-of-16 (31.3 percent) from three.

Ashworth made a career-high four treys and handed out four assists. IUPUI's top scorer, senior Robert Glenn, was held to a season-low three points on an 0-of-9 shooting performance. Glenn came in averaging 18 points and shooting 67 percent for the season, but was harassed by the Wildcats' taller front line, despite grabbing nine boards.

Dominique Sutton had 14 points and six boards while Kelly added 11 points, 11 rebounds and five blocked shots.

IUPUI 57 • 5-2

| # | Player | Total | | 3-Ptr | | Rebounds | | | PF | TP | A | TO | Blk | Stl | Min |
|----------------------|------------------|--------|----------------|--------|--------|-------------|-----|-------|----|----|----|----|----------|-----|-----|
| | | FG-FGA | FG-FGA | FT-FTA | FT-FTA | Off | Def | Tot | | | | | | | |
| 23 | GLENN, Robert | f | 0-9 | 0-1 | 3-5 | 4 | 5 | 9 | 5 | 3 | 1 | 3 | 0 | 1 | 21 |
| 54 | PETTIFORD, Billy | f | 2-5 | 0-0 | 0-0 | 4 | 2 | 6 | 4 | 4 | 3 | 5 | 0 | 4 | 34 |
| 01 | NOBLES, Leroy | g | 4-12 | 2-4 | 3-5 | 0 | 5 | 5 | 1 | 13 | 1 | 4 | 1 | 0 | 35 |
| 05 | YOUNG, Alex | g | 7-14 | 3-6 | 2-4 | 0 | 4 | 4 | 3 | 19 | 0 | 6 | 0 | 3 | 38 |
| 42 | ASHWORTH, John | g | 4-7 | 4-7 | 2-3 | 0 | 2 | 2 | 2 | 14 | 4 | 4 | 0 | 1 | 38 |
| 15 | ESPOSITO, Sean | | 0-0 | 0-0 | 0-0 | 1 | 0 | 1 | 1 | 0 | 0 | 1 | 0 | 0 | 5 |
| 20 | AVERY, Jon | | 1-2 | 0-0 | 0-2 | 2 | 2 | 4 | 4 | 2 | 1 | 0 | 0 | 1 | 25 |
| 55 | SIKAM, Christian | | 1-1 | 0-0 | 0-0 | 1 | 0 | 1 | 2 | 2 | 0 | 0 | 0 | 0 | 4 |
| Team | | | | | | 1 | 5 | 6 | | | | | | | |
| Totals | | | 19-50 | 9-18 | 10-19 | 13 | 25 | 38 | 22 | 57 | 10 | 23 | 1 | 10 | 200 |
| FG % 1st Half: 10-23 | | 43.5% | 2nd half: 9-27 | | 33.3% | Game: 19-50 | | 38.0% | | | | | Deadball | | |
| 3FG % 1st Half: 6-9 | | 66.7% | 2nd half: 3-9 | | 33.3% | Game: 9-18 | | 50.0% | | | | | Rebounds | | 2.2 |
| FT % 1st Half: 3-7 | | 42.9% | 2nd half: 7-12 | | 58.3% | Game: 10-19 | | 52.6% | | | | | | | |

Kansas State 70 • 5-1

| # | Player | Total | | 3-Ptr | | Rebounds | | | PF | TP | A | TO | Blk | Stl | Min |
|----------------------|---------------------|--------|-----------------|--------|--------|-------------|-----|-------|----|----|----|----|----------|-----|-----|
| | | FG-FGA | FG-FGA | FT-FTA | FT-FTA | Off | Def | Tot | | | | | | | |
| 23 | SUTTON, Dominique | f | 6-10 | 0-0 | 2-4 | 3 | 3 | 6 | 3 | 14 | 3 | 4 | 0 | 0 | 34 |
| 24 | KELLY, Curtis | f | 5-6 | 0-0 | 1-5 | 3 | 8 | 11 | 2 | 11 | 2 | 1 | 5 | 2 | 33 |
| 02 | HENRIQUEZ, Jordan | c | 1-1 | 0-0 | 0-2 | 0 | 0 | 0 | 2 | 2 | 0 | 1 | 0 | 1 | 6 |
| 00 | PULLEN, Jacob | g | 7-18 | 3-6 | 8-9 | 2 | 4 | 6 | 1 | 25 | 7 | 3 | 0 | 3 | 34 |
| 21 | CLEMENTE, Denis | g | 4-14 | 2-9 | 2-2 | 1 | 1 | 2 | 2 | 12 | 3 | 3 | 0 | 2 | 35 |
| 10 | OJELEVE, Victor | | 1-3 | 0-0 | 0-0 | 1 | 1 | 2 | 3 | 2 | 0 | 0 | 0 | 0 | 13 |
| 12 | RUSSELL, Nick | | 0-0 | 0-0 | 0-0 | 0 | 0 | 0 | 0 | 0 | 0 | 0 | 0 | 0 | 2 |
| 22 | MGRUDER, Rodney | | 1-3 | 0-1 | 0-0 | 0 | 1 | 1 | 1 | 2 | 0 | 2 | 0 | 1 | 10 |
| 31 | MERRIEWETHER, Chris | | 0-1 | 0-0 | 0-0 | 1 | 3 | 4 | 2 | 0 | 1 | 2 | 0 | 0 | 18 |
| 33 | JUDGE, Wally | | 0-3 | 0-0 | 2-2 | 2 | 1 | 3 | 3 | 2 | 0 | 1 | 0 | 0 | 15 |
| Team | | | | | | 1 | 2 | 3 | | | | | | | |
| Totals | | | 25-59 | 5-16 | 15-24 | 14 | 24 | 38 | 19 | 70 | 16 | 17 | 5 | 9 | 200 |
| FG % 1st Half: 14-34 | | 41.2% | 2nd half: 11-25 | | 44.0% | Game: 25-59 | | 42.4% | | | | | Deadball | | |
| 3FG % 1st Half: 3-8 | | 37.5% | 2nd half: 2-8 | | 25.0% | Game: 5-16 | | 31.3% | | | | | Rebounds | | 2.1 |
| FT % 1st Half: 9-14 | | 64.3% | 2nd half: 6-10 | | 60.0% | Game: 15-24 | | 62.5% | | | | | | | |

Officials: J.B. Caldwell, Mike Thibodeaux, Don Daily
Technical fouls: IUPUI-None. Kansas State-OJELEVE, Victor.
Attendance: 7053
K-State Holiday Classic presented by Subway

| Score by periods | 1st | 2nd | Total | | | | | | |
|------------------|-----|-----|-------|--------|----|-----|-----|------|-------|
| IUPUI | 29 | 28 | 57 | Points | In | Off | 2nd | Fast | Bench |
| Kansas State | 40 | 30 | 70 | IUPUI | 16 | 8 | 11 | 5 | 4 |
| | | | | KSU | 34 | 28 | 14 | 14 | 6 |

FORMER JAGUARS IN THE PROS

George Hill - Milwaukee Bucks (NBA)

-averaging 5.6 ppg, 1.9 rpg and 2.5 apg this season
-15th season in the NBA
-averages 10.7 ppg, 3.0 rpg and 3.1 apg for his career (877 games)
-has played in 144 career playoff games, having made 91 postseason starts

Dimitar Pandev - MZT Skopje (North Macedonia)

-averaging 5.3 points and 1.8 rebounds per game in his rookie season

Elyjah Goss - Lucenec (Slovakia)

-averaging 9.7 points and 8.2 rebounds per game in his second pro season

Marcus Burk - Twarde Pierniki Torun (Turkey)

-averaging 6.5 points, 2.8 rebounds and 1.8 assists per game
-played in the G-League last season for the Grand Rapids Gold and also played in the NBA Summer League with the Denver Nuggets this past summer


Zo Tyson - Zirve (Azerbaijan)

-averaging 13.0 points, 11.3 rebounds and 1.3 blocked shots per game
-played last season in Sweden

Ahmed Ismail - Al Ahly (Egyptian Superleague)



PLAYER BIOS




JLYNN COUNTER
(JAY-linn)

Sophomore | Guard
6-3 | 185
Oklahoma City, Okla.
Feltrim Academy (Northern Oklahoma Enid)

Birthdate: May 5, 2002 (age 20)
Major: Communication Studies

#0



VINCENT BRADY II

Freshman | Guard
6-4 | 185
Indianapolis, Ind.
Cathedral

Birthdate: Dec. 3, 2002 (age 19)
Major: Undeclared

#1

CAREER / SEASON HIGHS

| CAREER HIGH | CATEGORY | SEASON HIGH |
|-------------|----------|-------------|
| --- | PTS | --- |
| --- | REB | --- |
| --- | AST | --- |
| --- | FG | --- |
| --- | FGA | --- |
| --- | 3FG | --- |
| --- | 3FGA | --- |
| --- | FT | --- |
| --- | FTA | --- |
| --- | STL | --- |
| --- | BLK | --- |
| --- | MIN | --- |

GAME-BY-GAME STATS

| Opponent | MIN | FG | 3FG | FT | Rebs O-D-T | PF | A | TO | B | S | PTS |
|------------------|-----|-----|-----|-----|---------------|----|---|----|---|---|-----|
| Brescia (ex.)* | 19 | 5-8 | 0-1 | 2-2 | 0-3-3 | 2 | 2 | 2 | 0 | 1 | 12 |
| at Iowa St | | | | | | | | | | | |
| at Drake | | | | | | | | | | | |
| at Chicago St | | | | | | | | | | | |
| Franklin Coll. | | | | | | | | | | | |
| vs. Denver | | | | | | | | | | | |
| at New Orleans | | | | | | | | | | | |
| vs. The Citadel | | | | | | | | | | | |
| at Milwaukee | | | | | | | | | | | |
| at Green Bay | | | | | | | | | | | |
| Spalding Univ. | | | | | | | | | | | |
| Eastern Ill. | | | | | | | | | | | |
| vs. So. Indiana | | | | | | | | | | | |
| vs. TAMU Comm. | | | | | | | | | | | |
| Northern Ky | | | | | | | | | | | |
| Wright St | | | | | | | | | | | |
| at Y'town St | | | | | | | | | | | |
| at Robert Morris | | | | | | | | | | | |
| Purdue FW | | | | | | | | | | | |
| Cleveland St | | | | | | | | | | | |
| Oakland | | | | | | | | | | | |
| Detroit Mercy | | | | | | | | | | | |
| at Purdue FW | | | | | | | | | | | |
| at Cleveland St | | | | | | | | | | | |
| Milwaukee | | | | | | | | | | | |
| Green Bay | | | | | | | | | | | |
| at Wright St | | | | | | | | | | | |
| at Northern Ky | | | | | | | | | | | |
| at Oakland | | | | | | | | | | | |
| at Det. Mercy | | | | | | | | | | | |
| Robert Morris | | | | | | | | | | | |
| Y'town St | | | | | | | | | | | |
| HL - 1st Rd. | | | | | | | | | | | |
| HL - 2nd Rd. | | | | | | | | | | | |
| HL Semis | | | | | | | | | | | |
| HL Finals | | | | | | | | | | | |

* denotes starter

CAREER STATISTICS

| Season | GP-GS | MIN-Avg | FG | Pct. | 3FG | Pct. | FT | Pct. |
|---------|-------|---------|-----|------|-----|------|-----|------|
| 2022-23 | 0-0 | 0-0.0 | 0-0 | .000 | 0-0 | .000 | 0-0 | .000 |
| TOTALS | 0-0 | 0-0.0 | 0-0 | .000 | 0-0 | .000 | 0-0 | .000 |

REBOUNDS

| Season | O-D-REB-AVG. | PF-DQ | AST | TO | BLK | STL | PTS-PPG |
|---------|--------------|-------|-----|----|-----|-----|---------|
| 2022-23 | 0-0-0-0.0 | 0-0 | 0 | 0 | 0 | 0 | 0-0.0 |
| TOTALS | 0-0-0-0.0 | 0-0 | 0 | 0 | 0 | 0 | 0-0.0 |

CAREER / SEASON HIGHS

| CAREER HIGH | CATEGORY | SEASON HIGH |
|-------------|----------|-------------|
| --- | PTS | --- |
| --- | REB | --- |
| --- | AST | --- |
| --- | FG | --- |
| --- | FGA | --- |
| --- | 3FG | --- |
| --- | 3FGA | --- |
| --- | FT | --- |
| --- | FTA | --- |
| --- | STL | --- |
| --- | BLK | --- |
| --- | MIN | --- |

GAME-BY-GAME STATS

| Opponent | MIN | FG | 3FG | FT | Rebs O-D-T | PF | A | TO | B | S | PTS |
|------------------|-----|-----|-----|-----|---------------|----|---|----|---|---|-----|
| Brescia (ex.)* | 22 | 4-6 | 3-5 | 3-5 | 0-1-1 | 2 | 4 | 0 | 0 | 2 | 14 |
| at Iowa St | | | | | | | | | | | |
| at Drake | | | | | | | | | | | |
| at Chicago St | | | | | | | | | | | |
| Franklin Coll. | | | | | | | | | | | |
| vs. Denver | | | | | | | | | | | |
| at New Orleans | | | | | | | | | | | |
| vs. The Citadel | | | | | | | | | | | |
| at Milwaukee | | | | | | | | | | | |
| at Green Bay | | | | | | | | | | | |
| Spalding Univ. | | | | | | | | | | | |
| Eastern Ill. | | | | | | | | | | | |
| vs. So. Indiana | | | | | | | | | | | |
| vs. TAMU Comm. | | | | | | | | | | | |
| Northern Ky | | | | | | | | | | | |
| Wright St | | | | | | | | | | | |
| at Y'town St | | | | | | | | | | | |
| at Robert Morris | | | | | | | | | | | |
| Purdue FW | | | | | | | | | | | |
| Cleveland St | | | | | | | | | | | |
| Oakland | | | | | | | | | | | |
| Detroit Mercy | | | | | | | | | | | |
| at Purdue FW | | | | | | | | | | | |
| at Cleveland St | | | | | | | | | | | |
| Milwaukee | | | | | | | | | | | |
| Green Bay | | | | | | | | | | | |
| at Wright St | | | | | | | | | | | |
| at Northern Ky | | | | | | | | | | | |
| at Oakland | | | | | | | | | | | |
| at Det. Mercy | | | | | | | | | | | |
| Robert Morris | | | | | | | | | | | |
| Y'town St | | | | | | | | | | | |
| HL - 1st Rd. | | | | | | | | | | | |
| HL - 2nd Rd. | | | | | | | | | | | |
| HL Semis | | | | | | | | | | | |
| HL Finals | | | | | | | | | | | |

* denotes starter

CAREER STATISTICS


| Season | GP-GS | MIN-Avg | FG | Pct. | 3FG | Pct. | FT | Pct. |
|---------|-------|---------|-----|------|-----|------|-----|------|
| 2022-23 | 0-0 | 0-0.0 | 0-0 | .000 | 0-0 | .000 | 0-0 | .000 |
| TOTALS | 0-0 | 0-0.0 | 0-0 | .000 | 0-0 | .000 | 0-0 | .000 |

REBOUNDS

| Season | O-D-REB-AVG. | PF-DQ | AST | TO | BLK | STL | PTS-PPG |
|---------|--------------|-------|-----|----|-----|-----|---------|
| 2022-23 | 0-0-0-0.0 | 0-0 | 0 | 0 | 0 | 0 | 0-0.0 |
| TOTALS | 0-0-0-0.0 | 0-0 | 0 | 0 | 0 | 0 | 0-0.0 |



PLAYER BIOS



JOHNEGBUTA
(EGG-boo-tuh)

Junior | Forward
6-6 | 215
Bronx, N.Y.
Springfield Commonwealth Acad. (Albany Tech)

Birthdate: June 5, 2000 (age 22)
Major: General Studies

#2



BRYCEMONROE

Junior | Guard
5-11 | 170
San Francisco, Calif.
Archbishop Riordan (San Diego)

Birthdate: Nov. 9, 2001 (age 21)
Major: General Studies

#4

CAREER / SEASON HIGHS

| CAREER HIGH | CATEGORY | SEASON HIGH |
|-------------|----------|-------------|
| --- | PTS | --- |
| --- | REB | --- |
| --- | AST | --- |
| --- | FG | --- |
| --- | FGA | --- |
| --- | 3FG | --- |
| --- | 3FGA | --- |
| --- | FT | --- |
| --- | FTA | --- |
| --- | STL | --- |
| --- | BLK | --- |
| --- | MIN | --- |

GAME-BY-GAME STATS

| Opponent | MIN | FG | 3FG | FT | Rebs O-D-T | PF | A | TO | B | S | PTS |
|------------------|-----|-----|-----|-----|---------------|----|---|----|---|---|-----|
| Brescia (ex.) | 18 | 1-5 | 1-3 | 2-2 | 2-4-6 | 3 | 2 | 1 | 0 | 0 | 5 |
| at Iowa St | | | | | | | | | | | |
| at Drake | | | | | | | | | | | |
| at Chicago St | | | | | | | | | | | |
| Franklin Coll. | | | | | | | | | | | |
| vs. Denver | | | | | | | | | | | |
| at New Orleans | | | | | | | | | | | |
| vs. The Citadel | | | | | | | | | | | |
| at Milwaukee | | | | | | | | | | | |
| at Green Bay | | | | | | | | | | | |
| Spalding Univ. | | | | | | | | | | | |
| Eastern Ill. | | | | | | | | | | | |
| vs. So. Indiana | | | | | | | | | | | |
| vs. TAMU Comm. | | | | | | | | | | | |
| Northern Ky | | | | | | | | | | | |
| Wright St | | | | | | | | | | | |
| at Y'town St | | | | | | | | | | | |
| at Robert Morris | | | | | | | | | | | |
| Purdue FW | | | | | | | | | | | |
| Cleveland St | | | | | | | | | | | |
| Oakland | | | | | | | | | | | |
| Detroit Mercy | | | | | | | | | | | |
| at Purdue FW | | | | | | | | | | | |
| at Cleveland St | | | | | | | | | | | |
| Milwaukee | | | | | | | | | | | |
| Green Bay | | | | | | | | | | | |
| at Wright St | | | | | | | | | | | |
| at Northern Ky | | | | | | | | | | | |
| at Oakland | | | | | | | | | | | |
| at Det. Mercy | | | | | | | | | | | |
| Robert Morris | | | | | | | | | | | |
| Y'town St | | | | | | | | | | | |
| HL - 1st Rd. | | | | | | | | | | | |
| HL - 2nd Rd. | | | | | | | | | | | |
| HL Semis | | | | | | | | | | | |
| HL Finals | | | | | | | | | | | |

* denotes starter

CAREER STATISTICS

| Season | GP-GS | MIN-Avg | FG | Pct. | 3FG | Pct. | FT | Pct. |
|---------------|------------|--------------|------------|-------------|------------|-------------|------------|-------------|
| 2022-23 | 0-0 | 0-0.0 | 0-0 | .000 | 0-0 | .000 | 0-0 | .000 |
| TOTALS | 0-0 | 0-0.0 | 0-0 | .000 | 0-0 | .000 | 0-0 | .000 |

REBOUNDS

| Season | O-D-REB-AVG. | PF-DQ | AST | TO | BLK | STL | PTS-PPG |
|---------------|------------------|------------|----------|----------|----------|----------|--------------|
| 2022-23 | 0-0-0-0.0 | 0-0 | 0 | 0 | 0 | 0 | 0-0.0 |
| TOTALS | 0-0-0-0.0 | 0-0 | 0 | 0 | 0 | 0 | 0-0.0 |

CAREER / SEASON HIGHS

| CAREER HIGH | CATEGORY | SEASON HIGH |
|---|----------|-------------|
| 26 vs. Southeastern Louisiana (2/10/2021) | PTS | --- |
| 5 vs. Cal Lutheran (12/11/2021) | REB | --- |
| 6 - twice | AST | --- |
| 7 vs. Southeastern Louisiana (2/10/2021) | FG | --- |
| 16 at Stephen F. Austin (1/31/2021) | FGA | --- |
| 4 - twice | 3FG | --- |
| 7 - twice | 3FGA | --- |
| 10 at Lamar (2/22/2021) | FT | --- |
| 10 at Lamar (2/22/2021) | FTA | --- |
| 2 - three times | STL | --- |
| 1 at Stephen F. Austin (1/31/2021) | BLK | --- |
| 35 vs. Cal Poly (12/5/2021) | MIN | --- |

GAME-BY-GAME STATS

| Opponent | MIN | FG | 3FG | FT | Rebs O-D-T | PF | A | TO | B | S | PTS |
|------------------|-----|----|-----|----|---------------|----|---|----|---|---|-----|
| Brescia (ex.) | | | | | did not play | | | | | | |
| at Iowa St | | | | | | | | | | | |
| at Drake | | | | | | | | | | | |
| at Chicago St | | | | | | | | | | | |
| Franklin Coll. | | | | | | | | | | | |
| vs. Denver | | | | | | | | | | | |
| at New Orleans | | | | | | | | | | | |
| vs. The Citadel | | | | | | | | | | | |
| at Milwaukee | | | | | | | | | | | |
| at Green Bay | | | | | | | | | | | |
| Spalding Univ. | | | | | | | | | | | |
| Eastern Ill. | | | | | | | | | | | |
| vs. So. Indiana | | | | | | | | | | | |
| vs. TAMU Comm. | | | | | | | | | | | |
| Northern Ky | | | | | | | | | | | |
| Wright St | | | | | | | | | | | |
| at Y'town St | | | | | | | | | | | |
| at Robert Morris | | | | | | | | | | | |
| Purdue FW | | | | | | | | | | | |
| Cleveland St | | | | | | | | | | | |
| Oakland | | | | | | | | | | | |
| Detroit Mercy | | | | | | | | | | | |
| at Purdue FW | | | | | | | | | | | |
| at Cleveland St | | | | | | | | | | | |
| Milwaukee | | | | | | | | | | | |
| Green Bay | | | | | | | | | | | |
| at Wright St | | | | | | | | | | | |
| at Northern Ky | | | | | | | | | | | |
| at Oakland | | | | | | | | | | | |
| at Det. Mercy | | | | | | | | | | | |
| Robert Morris | | | | | | | | | | | |
| Y'town St | | | | | | | | | | | |
| HL - 1st Rd. | | | | | | | | | | | |
| HL - 2nd Rd. | | | | | | | | | | | |
| HL Semis | | | | | | | | | | | |
| HL Finals | | | | | | | | | | | |

* denotes starter

CAREER STATISTICS

| Season | GP-GS | MIN-Avg | FG | Pct. | 3FG | Pct. | FT | Pct. |
|---------------|------------|--------------|------------|-------------|------------|-------------|------------|-------------|
| 2020-21* | 28-0 | 589-21.0 | 92-239 | .385 | 29-86 | .337 | 69-82 | .841 |
| 2021-22** | 18-13 | 473-26.3 | 38-109 | .349 | 10-29 | .345 | 27-33 | .818 |
| 2022-23 | 0-0 | 0-0.0 | 0-0 | .000 | 0-0 | .000 | 0-0 | .000 |
| TOTALS | 0-0 | 0-0.0 | 0-0 | .000 | 0-0 | .000 | 0-0 | .000 |


REBOUNDS

| Season | O-D-REB-AVG. | PF-DQ | AST | TO | BLK | STL | PTS-PPG |
|---------------|------------------|------------|----------|----------|----------|----------|--------------|
| 2020-21* | 4-34-38-1.4 | 61-2 | 78 | 65 | 1 | 12 | 282-10.1 |
| 2021-22** | 7-29-36-2.0 | 23-0 | 40 | 36 | 0 | 5 | 113-6.3 |
| 2022-23 | 0-0-0-0.0 | 0-0 | 0 | 0 | 0 | 0 | 0-0.0 |
| TOTALS | 0-0-0-0.0 | 0-0 | 0 | 0 | 0 | 0 | 0-0.0 |

*at Sam Houston State | **at San Diego | TOTALS only reflect IUPUI totals



PLAYER BIOS



AMHAD JARRARD
(JUH-rard)

Freshman | Guard
6-4 | 180
Indianapolis, Ind.
Mt. Vernon

Birthdate: Aug. 30, 2003 (age 19)
Major: Undeclared

#5



COOPER DEWITT

Junior | Guard/Forward
6-6 | 195
Pasco, Wash.
Chiawana (North Idaho College)

Birthdate: Sept. 4, 2001 (age 21)
Major: General Studies

#10

CAREER / SEASON HIGHS

| CAREER HIGH | CATEGORY | SEASON HIGH |
|-------------|----------|-------------|
| --- | PTS | --- |
| --- | REB | --- |
| --- | AST | --- |
| --- | FG | --- |
| --- | FGA | --- |
| --- | 3FG | --- |
| --- | 3FGA | --- |
| --- | FT | --- |
| --- | FTA | --- |
| --- | STL | --- |
| --- | BLK | --- |
| --- | MIN | --- |

GAME-BY-GAME STATS

| Opponent | MIN | FG | 3FG | FT | Rebs O-D-T | PF | A | TO | B | S | PTS |
|------------------|-----|-----|-----|-----|---------------|----|---|----|---|---|-----|
| Brescia (ex.)* | 25 | 4-6 | 0-0 | 0-0 | 1-5-6 | 2 | 7 | 1 | 0 | 0 | 8 |
| at Iowa St | | | | | | | | | | | |
| at Drake | | | | | | | | | | | |
| at Chicago St | | | | | | | | | | | |
| Franklin Coll. | | | | | | | | | | | |
| vs. Denver | | | | | | | | | | | |
| at New Orleans | | | | | | | | | | | |
| vs. The Citadel | | | | | | | | | | | |
| at Milwaukee | | | | | | | | | | | |
| at Green Bay | | | | | | | | | | | |
| Spalding Univ. | | | | | | | | | | | |
| Eastern Ill. | | | | | | | | | | | |
| vs. So. Indiana | | | | | | | | | | | |
| vs. TAMU Comm. | | | | | | | | | | | |
| Northern Ky | | | | | | | | | | | |
| Wright St | | | | | | | | | | | |
| at Y'town St | | | | | | | | | | | |
| at Robert Morris | | | | | | | | | | | |
| Purdue FW | | | | | | | | | | | |
| Cleveland St | | | | | | | | | | | |
| Oakland | | | | | | | | | | | |
| Detroit Mercy | | | | | | | | | | | |
| at Purdue FW | | | | | | | | | | | |
| at Cleveland St | | | | | | | | | | | |
| Milwaukee | | | | | | | | | | | |
| Green Bay | | | | | | | | | | | |
| at Wright St | | | | | | | | | | | |
| at Northern Ky | | | | | | | | | | | |
| at Oakland | | | | | | | | | | | |
| at Det. Mercy | | | | | | | | | | | |
| Robert Morris | | | | | | | | | | | |
| Y'town St | | | | | | | | | | | |
| HL - 1st Rd. | | | | | | | | | | | |
| HL - 2nd Rd. | | | | | | | | | | | |
| HL Semis | | | | | | | | | | | |
| HL Finals | | | | | | | | | | | |

* denotes starter

CAREER STATISTICS

| Season | GP-GS | MIN-Avg | FG | Pct. | 3FG | Pct. | FT | Pct. |
|---------|-------|---------|-----|------|-----|------|-----|------|
| 2022-23 | 0-0 | 0-0.0 | 0-0 | .000 | 0-0 | .000 | 0-0 | .000 |
| TOTALS | 0-0 | 0-0.0 | 0-0 | .000 | 0-0 | .000 | 0-0 | .000 |

REBOUNDS

| Season | O-D-REB-AVG. | PF-DQ | AST | TO | BLK | STL | PTS-PPG |
|---------|--------------|-------|-----|----|-----|-----|---------|
| 2022-23 | 0-0-0-0.0 | 0-0 | 0 | 0 | 0 | 0 | 0-0.0 |
| TOTALS | 0-0-0-0.0 | 0-0 | 0 | 0 | 0 | 0 | 0-0.0 |

CAREER / SEASON HIGHS

| CAREER HIGH | CATEGORY | SEASON HIGH |
|-------------|----------|-------------|
| --- | PTS | --- |
| --- | REB | --- |
| --- | AST | --- |
| --- | FG | --- |
| --- | FGA | --- |
| --- | 3FG | --- |
| --- | 3FGA | --- |
| --- | FT | --- |
| --- | FTA | --- |
| --- | STL | --- |
| --- | BLK | --- |
| --- | MIN | --- |

GAME-BY-GAME STATS

| Opponent | MIN | FG | 3FG | FT | Rebs O-D-T | PF | A | TO | B | S | PTS |
|------------------|-----|-----|-----|-----|---------------|----|---|----|---|---|-----|
| Brescia (ex.) | 16 | 1-4 | 1-4 | 0-0 | 0-3-3 | 2 | 0 | 0 | 0 | 0 | 3 |
| at Iowa St | | | | | | | | | | | |
| at Drake | | | | | | | | | | | |
| at Chicago St | | | | | | | | | | | |
| Franklin Coll. | | | | | | | | | | | |
| vs. Denver | | | | | | | | | | | |
| at New Orleans | | | | | | | | | | | |
| vs. The Citadel | | | | | | | | | | | |
| at Milwaukee | | | | | | | | | | | |
| at Green Bay | | | | | | | | | | | |
| Spalding Univ. | | | | | | | | | | | |
| Eastern Ill. | | | | | | | | | | | |
| vs. So. Indiana | | | | | | | | | | | |
| vs. TAMU Comm. | | | | | | | | | | | |
| Northern Ky | | | | | | | | | | | |
| Wright St | | | | | | | | | | | |
| at Y'town St | | | | | | | | | | | |
| at Robert Morris | | | | | | | | | | | |
| Purdue FW | | | | | | | | | | | |
| Cleveland St | | | | | | | | | | | |
| Oakland | | | | | | | | | | | |
| Detroit Mercy | | | | | | | | | | | |
| at Purdue FW | | | | | | | | | | | |
| at Cleveland St | | | | | | | | | | | |
| Milwaukee | | | | | | | | | | | |
| Green Bay | | | | | | | | | | | |
| at Wright St | | | | | | | | | | | |
| at Northern Ky | | | | | | | | | | | |
| at Oakland | | | | | | | | | | | |
| at Det. Mercy | | | | | | | | | | | |
| Robert Morris | | | | | | | | | | | |
| Y'town St | | | | | | | | | | | |
| HL - 1st Rd. | | | | | | | | | | | |
| HL - 2nd Rd. | | | | | | | | | | | |
| HL Semis | | | | | | | | | | | |
| HL Finals | | | | | | | | | | | |

* denotes starter

CAREER STATISTICS

| Season | GP-GS | MIN-Avg | FG | Pct. | 3FG | Pct. | FT | Pct. |
|---------|-------|---------|-----|------|-----|------|-----|------|
| 2022-23 | 0-0 | 0-0.0 | 0-0 | .000 | 0-0 | .000 | 0-0 | .000 |
| TOTALS | 0-0 | 0-0.0 | 0-0 | .000 | 0-0 | .000 | 0-0 | .000 |

REBOUNDS

| Season | O-D-REB-AVG. | PF-DQ | AST | TO | BLK | STL | PTS-PPG |
|---------|--------------|-------|-----|----|-----|-----|---------|
| 2022-23 | 0-0-0-0.0 | 0-0 | 0 | 0 | 0 | 0 | 0-0.0 |
| TOTALS | 0-0-0-0.0 | 0-0 | 0 | 0 | 0 | 0 | 0-0.0 |



PLAYER BIOS



DAYLAN HAMILTON

#11

Junior | Guard
6-3 | 180
Houston, Texas
Klein Forest (Triton College)

Birthdate: Mar. 28, 2002 (age 20)
Major: General Studies



ARMON JARRARD

(JUH-rard)

#12

Freshman | Guard
6-3 | 170
Indianapolis, Ind.
Mt. Vernon

Birthdate: Aug. 30, 2003 (age 19)
Major: Undeclared

CAREER / SEASON HIGHS

| CAREER HIGH | CATEGORY | SEASON HIGH |
|-------------------------------|----------|-------------|
| 8 vs. Akron (1/21/2021) | PTS | --- |
| 3 - twice | REB | --- |
| 2 at Ohio (1/26/2021) | AST | --- |
| 3 - twice | FG | --- |
| 9 at Miami (Ohio) (1/30/2021) | FGA | --- |
| 2 - twice | 3FG | --- |
| 3 - twice | 3FGA | --- |
| 2 - twice | FT | --- |
| 4 at Ohio (1/26/2021) | FTA | --- |
| 2 at Miami (Ohio) (1/31/2021) | STL | --- |
| 1 - twice | BLK | --- |
| 19 - twice | MIN | --- |

GAME-BY-GAME STATS

| Opponent | MIN | FG | 3FG | FT | Rebs O-D-T | PF | A | TO | B | S | PTS |
|------------------|-----|-----|-----|-----|---------------|----|---|----|---|---|-----|
| Brescia (ex.)* | 19 | 5-7 | 2-3 | 1-2 | 3-6-9 | 2 | 5 | 4 | 1 | 2 | 13 |
| at Iowa St | | | | | | | | | | | |
| at Drake | | | | | | | | | | | |
| at Chicago St | | | | | | | | | | | |
| Franklin Coll. | | | | | | | | | | | |
| vs. Denver | | | | | | | | | | | |
| at New Orleans | | | | | | | | | | | |
| vs. The Citadel | | | | | | | | | | | |
| at Milwaukee | | | | | | | | | | | |
| at Green Bay | | | | | | | | | | | |
| Spalding Univ. | | | | | | | | | | | |
| Eastern Ill. | | | | | | | | | | | |
| vs. So. Indiana | | | | | | | | | | | |
| vs. TAMU Comm. | | | | | | | | | | | |
| Northern Ky | | | | | | | | | | | |
| Wright St | | | | | | | | | | | |
| at Y'town St | | | | | | | | | | | |
| at Robert Morris | | | | | | | | | | | |
| Purdue FW | | | | | | | | | | | |
| Cleveland St | | | | | | | | | | | |
| Oakland | | | | | | | | | | | |
| Detroit Mercy | | | | | | | | | | | |
| at Purdue FW | | | | | | | | | | | |
| at Cleveland St | | | | | | | | | | | |
| Milwaukee | | | | | | | | | | | |
| Green Bay | | | | | | | | | | | |
| at Wright St | | | | | | | | | | | |
| at Northern Ky | | | | | | | | | | | |
| at Oakland | | | | | | | | | | | |
| at Det. Mercy | | | | | | | | | | | |
| Robert Morris | | | | | | | | | | | |
| Y'town St | | | | | | | | | | | |
| HL - 1st Rd. | | | | | | | | | | | |
| HL - 2nd Rd. | | | | | | | | | | | |
| HL Semis | | | | | | | | | | | |
| HL Finals | | | | | | | | | | | |

* denotes starter

CAREER STATISTICS

| Season | GP-GS | MIN-Avg | FG | Pct. | 3FG | Pct. | FT | Pct. |
|----------|-------|----------|-------|------|------|------|-----|------|
| 2020-21* | 15-0 | 158-10.5 | 17-52 | .327 | 7-17 | .412 | 4-9 | .444 |
| 2022-23 | 0-0 | 0-0.0 | 0-0 | .000 | 0-0 | .000 | 0-0 | .000 |
| TOTALS | 0-0 | 0-0.0 | 0-0 | .000 | 0-0 | .000 | 0-0 | .000 |

REBOUNDS

| Season | O-D-REB-AVG. | PF-DQ | AST | TO | BLK | STL | PTS-PPG |
|----------|--------------|-------|-----|----|-----|-----|---------|
| 2020-21* | 4-10-14-0.9 | 32-3 | 7 | 20 | 2 | 6 | 45-3.0 |
| 2022-23 | 0-0-0-0.0 | 0-0 | 0 | 0 | 0 | 0 | 0-0.0 |
| TOTALS | 0-0-0-0.0 | 0-0 | 0 | 0 | 0 | 0 | 0-0.0 |

* at Western Michigan | TOTALS only reflect IUPUI totals

CAREER / SEASON HIGHS

| CAREER HIGH | CATEGORY | SEASON HIGH |
|-------------|----------|-------------|
| --- | PTS | --- |
| --- | REB | --- |
| --- | AST | --- |
| --- | FG | --- |
| --- | FGA | --- |
| --- | 3FG | --- |
| --- | 3FGA | --- |
| --- | FT | --- |
| --- | FTA | --- |
| --- | STL | --- |
| --- | BLK | --- |
| --- | MIN | --- |

GAME-BY-GAME STATS

| Opponent | MIN | FG | 3FG | FT | Rebs O-D-T | PF | A | TO | B | S | PTS |
|------------------|-----|-----|-----|-----|---------------|----|---|----|---|---|-----|
| Brescia (ex.)* | 19 | 3-4 | 1-1 | 0-1 | 0-1-1 | 1 | 1 | 3 | 0 | 2 | 7 |
| at Iowa St | | | | | | | | | | | |
| at Drake | | | | | | | | | | | |
| at Chicago St | | | | | | | | | | | |
| Franklin Coll. | | | | | | | | | | | |
| vs. Denver | | | | | | | | | | | |
| at New Orleans | | | | | | | | | | | |
| vs. The Citadel | | | | | | | | | | | |
| at Milwaukee | | | | | | | | | | | |
| at Green Bay | | | | | | | | | | | |
| Spalding Univ. | | | | | | | | | | | |
| Eastern Ill. | | | | | | | | | | | |
| vs. So. Indiana | | | | | | | | | | | |
| vs. TAMU Comm. | | | | | | | | | | | |
| Northern Ky | | | | | | | | | | | |
| Wright St | | | | | | | | | | | |
| at Y'town St | | | | | | | | | | | |
| at Robert Morris | | | | | | | | | | | |
| Purdue FW | | | | | | | | | | | |
| Cleveland St | | | | | | | | | | | |
| Oakland | | | | | | | | | | | |
| Detroit Mercy | | | | | | | | | | | |
| at Purdue FW | | | | | | | | | | | |
| at Cleveland St | | | | | | | | | | | |
| Milwaukee | | | | | | | | | | | |
| Green Bay | | | | | | | | | | | |
| at Wright St | | | | | | | | | | | |
| at Northern Ky | | | | | | | | | | | |
| at Oakland | | | | | | | | | | | |
| at Det. Mercy | | | | | | | | | | | |
| Robert Morris | | | | | | | | | | | |
| Y'town St | | | | | | | | | | | |
| HL - 1st Rd. | | | | | | | | | | | |
| HL - 2nd Rd. | | | | | | | | | | | |
| HL Semis | | | | | | | | | | | |
| HL Finals | | | | | | | | | | | |

* denotes starter

CAREER STATISTICS


| Season | GP-GS | MIN-Avg | FG | Pct. | 3FG | Pct. | FT | Pct. |
|---------|-------|---------|-----|------|-----|------|-----|------|
| 2022-23 | 0-0 | 0-0.0 | 0-0 | .000 | 0-0 | .000 | 0-0 | .000 |
| TOTALS | 0-0 | 0-0.0 | 0-0 | .000 | 0-0 | .000 | 0-0 | .000 |

REBOUNDS

| Season | O-D-REB-AVG. | PF-DQ | AST | TO | BLK | STL | PTS-PPG |
|---------|--------------|-------|-----|----|-----|-----|---------|
| 2022-23 | 0-0-0-0.0 | 0-0 | 0 | 0 | 0 | 0 | 0-0.0 |
| TOTALS | 0-0-0-0.0 | 0-0 | 0 | 0 | 0 | 0 | 0-0.0 |



PLAYER BIOS



DJ JACKSON

Freshman | Guard
6-4 | 175
Mississauga, Ontario
Montverde [Fla.] Academy

Birthdate: Mar. 29, 2003 (age 19)
Major: Undeclared

#13



DEREK PETERSEN

R-Freshman | Guard
6-2 | 175
Greenwood, Ind.
Greenwood Christian (Hope College)

Birthdate: May 21, 2001 (age 21)
Major: Computer Engineering

#20

CAREER / SEASON HIGHS

| CAREER HIGH | CATEGORY | SEASON HIGH |
|-------------|----------|-------------|
| --- | PTS | --- |
| --- | REB | --- |
| --- | AST | --- |
| --- | FG | --- |
| --- | FGA | --- |
| --- | 3FG | --- |
| --- | 3FGA | --- |
| --- | FT | --- |
| --- | FTA | --- |
| --- | STL | --- |
| --- | BLK | --- |
| --- | MIN | --- |

GAME-BY-GAME STATS

| Opponent | MIN | FG | 3FG | FT | Rebs O-D-T | PF | A | TO | B | S | PTS |
|------------------|-----|-----|-----|-----|---------------|----|---|----|---|---|-----|
| Brescia (ex.) | 22 | 6-8 | 2-2 | 2-4 | 3-2-5 | 1 | 4 | 1 | 0 | 2 | 16 |
| at Iowa St | | | | | | | | | | | |
| at Drake | | | | | | | | | | | |
| at Chicago St | | | | | | | | | | | |
| Franklin Coll. | | | | | | | | | | | |
| vs. Denver | | | | | | | | | | | |
| at New Orleans | | | | | | | | | | | |
| vs. The Citadel | | | | | | | | | | | |
| at Milwaukee | | | | | | | | | | | |
| at Green Bay | | | | | | | | | | | |
| Spalding Univ. | | | | | | | | | | | |
| Eastern Ill. | | | | | | | | | | | |
| vs. So. Indiana | | | | | | | | | | | |
| vs. TAMU Comm. | | | | | | | | | | | |
| Northern Ky | | | | | | | | | | | |
| Wright St | | | | | | | | | | | |
| at Y'town St | | | | | | | | | | | |
| at Robert Morris | | | | | | | | | | | |
| Purdue FW | | | | | | | | | | | |
| Cleveland St | | | | | | | | | | | |
| Oakland | | | | | | | | | | | |
| Detroit Mercy | | | | | | | | | | | |
| at Purdue FW | | | | | | | | | | | |
| at Cleveland St | | | | | | | | | | | |
| Milwaukee | | | | | | | | | | | |
| Green Bay | | | | | | | | | | | |
| at Wright St | | | | | | | | | | | |
| at Northern Ky | | | | | | | | | | | |
| at Oakland | | | | | | | | | | | |
| at Det. Mercy | | | | | | | | | | | |
| Robert Morris | | | | | | | | | | | |
| Y'town St | | | | | | | | | | | |
| HL - 1st Rd. | | | | | | | | | | | |
| HL - 2nd Rd. | | | | | | | | | | | |
| HL Semis | | | | | | | | | | | |
| HL Finals | | | | | | | | | | | |

* denotes starter

CAREER STATISTICS

| Season | GP-GS | MIN-Avg | FG | Pct. | 3FG | Pct. | FT | Pct. |
|---------|-------|---------|-----|------|-----|------|-----|------|
| 2022-23 | 0-0 | 0-0.0 | 0-0 | .000 | 0-0 | .000 | 0-0 | .000 |
| TOTALS | 0-0 | 0-0.0 | 0-0 | .000 | 0-0 | .000 | 0-0 | .000 |

REBOUNDS

| Season | O-D-REB-AVG. | PF-DQ | AST | TO | BLK | STL | PTS-PPG |
|---------|--------------|-------|-----|----|-----|-----|---------|
| 2022-23 | 0-0-0-0.0 | 0-0 | 0 | 0 | 0 | 0 | 0-0.0 |
| TOTALS | 0-0-0-0.0 | 0-0 | 0 | 0 | 0 | 0 | 0-0.0 |

CAREER / SEASON HIGHS

| CAREER HIGH | CATEGORY | SEASON HIGH |
|-------------|----------|-------------|
| --- | PTS | --- |
| --- | REB | --- |
| --- | AST | --- |
| --- | FG | --- |
| --- | FGA | --- |
| --- | 3FG | --- |
| --- | 3FGA | --- |
| --- | FT | --- |
| --- | FTA | --- |
| --- | STL | --- |
| --- | BLK | --- |
| --- | MIN | --- |

GAME-BY-GAME STATS

| Opponent | MIN | FG | 3FG | FT | Rebs O-D-T | PF | A | TO | B | S | PTS |
|------------------|-----|-----|-----|-----|---------------|----|---|----|---|---|-----|
| Brescia (ex.) | 1 | 1-1 | 1-1 | 0-0 | 0-0-0 | 0 | 0 | 0 | 0 | 0 | 3 |
| at Iowa St | | | | | | | | | | | |
| at Drake | | | | | | | | | | | |
| at Chicago St | | | | | | | | | | | |
| Franklin Coll. | | | | | | | | | | | |
| vs. Denver | | | | | | | | | | | |
| at New Orleans | | | | | | | | | | | |
| vs. The Citadel | | | | | | | | | | | |
| at Milwaukee | | | | | | | | | | | |
| at Green Bay | | | | | | | | | | | |
| Spalding Univ. | | | | | | | | | | | |
| Eastern Ill. | | | | | | | | | | | |
| vs. So. Indiana | | | | | | | | | | | |
| vs. TAMU Comm. | | | | | | | | | | | |
| Northern Ky | | | | | | | | | | | |
| Wright St | | | | | | | | | | | |
| at Y'town St | | | | | | | | | | | |
| at Robert Morris | | | | | | | | | | | |
| Purdue FW | | | | | | | | | | | |
| Cleveland St | | | | | | | | | | | |
| Oakland | | | | | | | | | | | |
| Detroit Mercy | | | | | | | | | | | |
| at Purdue FW | | | | | | | | | | | |
| at Cleveland St | | | | | | | | | | | |
| Milwaukee | | | | | | | | | | | |
| Green Bay | | | | | | | | | | | |
| at Wright St | | | | | | | | | | | |
| at Northern Ky | | | | | | | | | | | |
| at Oakland | | | | | | | | | | | |
| at Det. Mercy | | | | | | | | | | | |
| Robert Morris | | | | | | | | | | | |
| Y'town St | | | | | | | | | | | |
| HL - 1st Rd. | | | | | | | | | | | |
| HL - 2nd Rd. | | | | | | | | | | | |
| HL Semis | | | | | | | | | | | |
| HL Finals | | | | | | | | | | | |

* denotes starter

CAREER STATISTICS


| Season | GP-GS | MIN-Avg | FG | Pct. | 3FG | Pct. | FT | Pct. |
|---------|-------|---------|-----|------|-----|------|-----|------|
| 2022-23 | 0-0 | 0-0.0 | 0-0 | .000 | 0-0 | .000 | 0-0 | .000 |
| TOTALS | 0-0 | 0-0.0 | 0-0 | .000 | 0-0 | .000 | 0-0 | .000 |

REBOUNDS

| Season | O-D-REB-AVG. | PF-DQ | AST | TO | BLK | STL | PTS-PPG |
|---------|--------------|-------|-----|----|-----|-----|---------|
| 2022-23 | 0-0-0-0.0 | 0-0 | 0 | 0 | 0 | 0 | 0-0.0 |
| TOTALS | 0-0-0-0.0 | 0-0 | 0 | 0 | 0 | 0 | 0-0.0 |



PLAYER BIOS



KALEB EDWARDS
#22

R-Freshman | Guard
6-3 | 175
Fishers, Ind.
Guerin Catholic

Birthdate: May 22, 2003 (age 19)
Major: Undeclared



CHRIS OSTEN
(same as Austin)
#23

Grad. Student | Forward
6-9 | 215
Crowley, La.
Crowley (Northern Illinois)

Birthdate: Sept. 10, 1998 (age 24)
Major: Organizational Leadership M.S.

CAREER / SEASON HIGHS

| CAREER HIGH | CATEGORY | SEASON HIGH |
|-------------|----------|-------------|
| --- | PTS | --- |
| --- | REB | --- |
| --- | AST | --- |
| --- | FG | --- |
| --- | FGA | --- |
| --- | 3FG | --- |
| --- | 3FGA | --- |
| --- | FT | --- |
| --- | FTA | --- |
| --- | STL | --- |
| --- | BLK | --- |
| --- | MIN | --- |

GAME-BY-GAME STATS

| Opponent | MIN | FG | 3FG | FT | Rebs O-D-T | PF | A | TO | B | S | PTS |
|------------------|-----|-----|-----|-----|---------------|----|---|----|---|---|-----|
| Brescia (ex.) | 4 | 0-1 | 0-0 | 2-2 | 0-0-0 | 1 | 0 | 1 | 0 | 0 | 2 |
| at Iowa St | | | | | | | | | | | |
| at Drake | | | | | | | | | | | |
| at Chicago St | | | | | | | | | | | |
| Franklin Coll. | | | | | | | | | | | |
| vs. Denver | | | | | | | | | | | |
| at New Orleans | | | | | | | | | | | |
| vs. The Citadel | | | | | | | | | | | |
| at Milwaukee | | | | | | | | | | | |
| at Green Bay | | | | | | | | | | | |
| Spalding Univ. | | | | | | | | | | | |
| Eastern Ill. | | | | | | | | | | | |
| vs. So. Indiana | | | | | | | | | | | |
| vs. TAMU Comm. | | | | | | | | | | | |
| Northern Ky | | | | | | | | | | | |
| Wright St | | | | | | | | | | | |
| at Y'town St | | | | | | | | | | | |
| at Robert Morris | | | | | | | | | | | |
| Purdue FW | | | | | | | | | | | |
| Cleveland St | | | | | | | | | | | |
| Oakland | | | | | | | | | | | |
| Detroit Mercy | | | | | | | | | | | |
| at Purdue FW | | | | | | | | | | | |
| at Cleveland St | | | | | | | | | | | |
| Milwaukee | | | | | | | | | | | |
| Green Bay | | | | | | | | | | | |
| at Wright St | | | | | | | | | | | |
| at Northern Ky | | | | | | | | | | | |
| at Oakland | | | | | | | | | | | |
| at Det. Mercy | | | | | | | | | | | |
| Robert Morris | | | | | | | | | | | |
| Y'town St | | | | | | | | | | | |
| HL - 1st Rd. | | | | | | | | | | | |
| HL - 2nd Rd. | | | | | | | | | | | |
| HL Semis | | | | | | | | | | | |
| HL Finals | | | | | | | | | | | |

* denotes starter

CAREER STATISTICS

| Season | GP-GS | MIN-Avg | FG | Pct. | 3FG | Pct. | FT | Pct. |
|---------------|------------|--------------|------------|-------------|------------|-------------|------------|-------------|
| 2022-23 | 0-0 | 0-0.0 | 0-0 | .000 | 0-0 | .000 | 0-0 | .000 |
| TOTALS | 0-0 | 0-0.0 | 0-0 | .000 | 0-0 | .000 | 0-0 | .000 |

| REBOUNDS | | | | | | | |
|---------------|------------------|------------|----------|----------|----------|----------|--------------|
| Season | O-D-REB-AVG. | PF-DQ | AST | TO | BLK | STL | PTS-PPG |
| 2022-23 | 0-0-0-0.0 | 0-0 | 0 | 0 | 0 | 0 | 0-0.0 |
| TOTALS | 0-0-0-0.0 | 0-0 | 0 | 0 | 0 | 0 | 0-0.0 |

CAREER / SEASON HIGHS

| CAREER HIGH | CATEGORY | SEASON HIGH |
|--------------------------------|----------|-------------|
| 12 at Oregon State (1/16/2021) | PTS | --- |
| 8 vs. Washington (2/23/2021) | REB | --- |
| 1 - 6x | AST | --- |
| 6 at Oregon State (1/16/2021) | FG | --- |
| 7 at Oregon State (1/16/2021) | FGA | --- |
| --- | 3FG | --- |
| --- | 3FGA | --- |
| 2 - 5x | FT | --- |
| 6 vs. Little Rock (11/22/2021) | FTA | --- |
| 2 at UIC (12/19/2021) | STL | --- |
| 3 - twice | BLK | --- |
| 32 at Oregon State (1/16/2021) | MIN | --- |

GAME-BY-GAME STATS

| Opponent | MIN | FG | 3FG | FT | Rebs O-D-T | PF | A | TO | B | S | PTS |
|------------------|-----|-----|-----|-----|---------------|----|---|----|---|---|-----|
| Brescia (ex.)* | 15 | 4-4 | 0-0 | 0-0 | 0-5-5 | 2 | 1 | 2 | 1 | 0 | 8 |
| at Iowa St | | | | | | | | | | | |
| at Drake | | | | | | | | | | | |
| at Chicago St | | | | | | | | | | | |
| Franklin Coll. | | | | | | | | | | | |
| vs. Denver | | | | | | | | | | | |
| at New Orleans | | | | | | | | | | | |
| vs. The Citadel | | | | | | | | | | | |
| at Milwaukee | | | | | | | | | | | |
| at Green Bay | | | | | | | | | | | |
| Spalding Univ. | | | | | | | | | | | |
| Eastern Ill. | | | | | | | | | | | |
| vs. So. Indiana | | | | | | | | | | | |
| vs. TAMU Comm. | | | | | | | | | | | |
| Northern Ky | | | | | | | | | | | |
| Wright St | | | | | | | | | | | |
| at Y'town St | | | | | | | | | | | |
| at Robert Morris | | | | | | | | | | | |
| Purdue FW | | | | | | | | | | | |
| Cleveland St | | | | | | | | | | | |
| Oakland | | | | | | | | | | | |
| Detroit Mercy | | | | | | | | | | | |
| at Purdue FW | | | | | | | | | | | |
| at Cleveland St | | | | | | | | | | | |
| Milwaukee | | | | | | | | | | | |
| Green Bay | | | | | | | | | | | |
| at Wright St | | | | | | | | | | | |
| at Northern Ky | | | | | | | | | | | |
| at Oakland | | | | | | | | | | | |
| at Det. Mercy | | | | | | | | | | | |
| Robert Morris | | | | | | | | | | | |
| Y'town St | | | | | | | | | | | |
| HL - 1st Rd. | | | | | | | | | | | |
| HL - 2nd Rd. | | | | | | | | | | | |
| HL Semis | | | | | | | | | | | |
| HL Finals | | | | | | | | | | | |

* denotes starter

CAREER STATISTICS


| Season | GP-GS | MIN-Avg | FG | Pct. | 3FG | Pct. | FT | Pct. |
|---------------|------------|--------------|------------|-------------|------------|-------------|------------|-------------|
| 2020-21* | 24-6 | 382-15.9 | 28-47 | .596 | 0-0 | .000 | 9-23 | .391 |
| 2021-22** | 13-3 | 107-8.2 | 8-21 | .381 | 0-0 | .000 | 5-14 | .357 |
| 2022-23 | 0-0 | 0-0.0 | 0-0 | .000 | 0-0 | .000 | 0-0 | .000 |
| TOTALS | 0-0 | 0-0.0 | 0-0 | .000 | 0-0 | .000 | 0-0 | .000 |

| REBOUNDS | | | | | | | |
|---------------|------------------|------------|----------|----------|----------|----------|--------------|
| Season | O-D-REB-AVG. | PF-DQ | AST | TO | BLK | STL | PTS-PPG |
| 2020-21* | 26-30-56-2.3 | 54-2 | 5 | 9 | 17 | 4 | 65-2.7 |
| 2021-22** | 7-13-20-1.5 | 13-0 | 1 | 10 | 3 | 2 | 21-1.6 |
| 2022-23 | 0-0-0-0.0 | 0-0 | 0 | 0 | 0 | 0 | 0-0.0 |
| TOTALS | 0-0-0-0.0 | 0-0 | 0 | 0 | 0 | 0 | 0-0.0 |

* at Arizona State | **at Northern Illinois | TOTALS only reflect IUPUI totals



PLAYER BIOS



JONAH CARRASCO
(cuh-RASS-ko) **#24**

Grad. Student | Forward
6-9 | 220
Wichita, Kan.
Wichita North (Otero J.C.)

Birthdate: Jan. 19, 1999 (age 23)
Major: Organizational Leadership M.S.



BOSTON STANTON III
#25

Sophomore | Guard
6-5 | 190
Denver, Colo.
Denver East

Birthdate: Mar. 19, 2003 (age 19)
Major: Psychology

CAREER / SEASON HIGHS

| CAREER HIGH | CATEGORY | SEASON HIGH |
|--------------------------------------|----------|-------------|
| 13 vs. East-West (1/31/2022) | PTS | --- |
| 10 vs. East-West (1/31/2022) | REB | --- |
| 2 - twice | AST | --- |
| 5 vs. East-West (1/31/2022) | FG | --- |
| 7 - 3x | FGA | --- |
| --- | 3FG | --- |
| --- | 3FGA | --- |
| 3 - 3x | FT | --- |
| 8 vs. East-West (1/31/2022) | FTA | --- |
| 3 at Milwaukee (1/15/2022) | STL | --- |
| 7 vs. East-West (1/31/2022) | BLK | --- |
| 35 vs. Northern Kentucky (1/22/2022) | MIN | --- |

GAME-BY-GAME STATS

| Opponent | MIN | FG | 3FG | FT | Rebs O-D-T | PF | A | TO | B | S | PTS |
|------------------|-----|-----|-----|-----|---------------|----|---|----|---|---|-----|
| Brescia (ex.) | 16 | 4-5 | 0-0 | 2-3 | 1-0-1 | 3 | 0 | 2 | 0 | 0 | 8 |
| at Iowa St | | | | | | | | | | | |
| at Drake | | | | | | | | | | | |
| at Chicago St | | | | | | | | | | | |
| Franklin Coll. | | | | | | | | | | | |
| vs. Denver | | | | | | | | | | | |
| at New Orleans | | | | | | | | | | | |
| vs. The Citadel | | | | | | | | | | | |
| at Milwaukee | | | | | | | | | | | |
| at Green Bay | | | | | | | | | | | |
| Spalding Univ. | | | | | | | | | | | |
| Eastern Ill. | | | | | | | | | | | |
| vs. So. Indiana | | | | | | | | | | | |
| vs. TAMU Comm. | | | | | | | | | | | |
| Northern Ky | | | | | | | | | | | |
| Wright St | | | | | | | | | | | |
| at Y'town St | | | | | | | | | | | |
| at Robert Morris | | | | | | | | | | | |
| Purdue FW | | | | | | | | | | | |
| Cleveland St | | | | | | | | | | | |
| Oakland | | | | | | | | | | | |
| Detroit Mercy | | | | | | | | | | | |
| at Purdue FW | | | | | | | | | | | |
| at Cleveland St | | | | | | | | | | | |
| Milwaukee | | | | | | | | | | | |
| Green Bay | | | | | | | | | | | |
| at Wright St | | | | | | | | | | | |
| at Northern Ky | | | | | | | | | | | |
| at Oakland | | | | | | | | | | | |
| at Det. Mercy | | | | | | | | | | | |
| Robert Morris | | | | | | | | | | | |
| Y'town St | | | | | | | | | | | |
| HL - 1st Rd. | | | | | | | | | | | |
| HL - 2nd Rd. | | | | | | | | | | | |
| HL Semis | | | | | | | | | | | |
| HL Finals | | | | | | | | | | | |

* denotes starter

CAREER STATISTICS

| Season | GP-GS | MIN-Avg | FG | Pct. | 3FG | Pct. | FT | Pct. |
|---------------|--------------|-----------------|--------------|-------------|------------|-------------|--------------|-------------|
| 2020-21 | 14-0 | 50-3.6 | 2-4 | .500 | 0-0 | .000 | 0-1 | .000 |
| 2021-22 | 19-16 | 369-19.4 | 31-64 | .484 | 0-0 | .000 | 22-44 | .500 |
| 2022-23 | 0-0 | 0-0.0 | 0-0 | .000 | 0-0 | .000 | 0-0 | .000 |
| TOTALS | 33-16 | 419-12.7 | 33-68 | .485 | 0-0 | .000 | 22-45 | .489 |

REBOUNDS

| Season | O-D-REB-AVG. | PF-DQ | AST | TO | BLK | STL | PTS-PPG |
|---------------|---------------------|-------------|----------|-----------|-----------|----------|---------------|
| 2020-21 | 2-3-5-0.4 | 10-0 | 0 | 6 | 3 | 1 | 4-0.3 |
| 2021-22 | 31-41-72-3.8 | 44-1 | 7 | 23 | 21 | 5 | 84-4.4 |
| 2022-23 | 0-0-0-0.0 | 0-0 | 0 | 0 | 0 | 0 | 0-0.0 |
| TOTALS | 33-44-77-2.3 | 54-1 | 7 | 29 | 24 | 6 | 88-2.7 |

CAREER / SEASON HIGHS

| CAREER HIGH | CATEGORY | SEASON HIGH |
|----------------------------------|----------|-------------|
| 13 at Oakland (3/1/2022) | PTS | --- |
| 5 vs. Denver (11/15/2021) | REB | --- |
| 3 - 3x | AST | --- |
| 4 - twice | FG | --- |
| 10 - 3x | FGA | --- |
| 3 at Oakland (3/1/2022) | 3FG | --- |
| 7 vs. Detroit Mercy (12/2/2021) | 3FGA | --- |
| 2 - 6x | FT | --- |
| 3 vs. Chicago State (12/16/2021) | FTA | --- |
| 2 - 4x | STL | --- |
| 1 - 4x | BLK | --- |
| 40 at Oakland (3/1/2022) | MIN | --- |

GAME-BY-GAME STATS

| Opponent | MIN | FG | 3FG | FT | Rebs O-D-T | PF | A | TO | B | S | PTS |
|------------------|-----|----|-----|----|---------------|----|---|----|---|---|-----|
| Brescia (ex.) | | | | | did not play | | | | | | |
| at Iowa St | | | | | | | | | | | |
| at Drake | | | | | | | | | | | |
| at Chicago St | | | | | | | | | | | |
| Franklin Coll. | | | | | | | | | | | |
| vs. Denver | | | | | | | | | | | |
| at New Orleans | | | | | | | | | | | |
| vs. The Citadel | | | | | | | | | | | |
| at Milwaukee | | | | | | | | | | | |
| at Green Bay | | | | | | | | | | | |
| Spalding Univ. | | | | | | | | | | | |
| Eastern Ill. | | | | | | | | | | | |
| vs. So. Indiana | | | | | | | | | | | |
| vs. TAMU Comm. | | | | | | | | | | | |
| Northern Ky | | | | | | | | | | | |
| Wright St | | | | | | | | | | | |
| at Y'town St | | | | | | | | | | | |
| at Robert Morris | | | | | | | | | | | |
| Purdue FW | | | | | | | | | | | |
| Cleveland St | | | | | | | | | | | |
| Oakland | | | | | | | | | | | |
| Detroit Mercy | | | | | | | | | | | |
| at Purdue FW | | | | | | | | | | | |
| at Cleveland St | | | | | | | | | | | |
| Milwaukee | | | | | | | | | | | |
| Green Bay | | | | | | | | | | | |
| at Wright St | | | | | | | | | | | |
| at Northern Ky | | | | | | | | | | | |
| at Oakland | | | | | | | | | | | |
| at Det. Mercy | | | | | | | | | | | |
| Robert Morris | | | | | | | | | | | |
| Y'town St | | | | | | | | | | | |
| HL - 1st Rd. | | | | | | | | | | | |
| HL - 2nd Rd. | | | | | | | | | | | |
| HL Semis | | | | | | | | | | | |
| HL Finals | | | | | | | | | | | |

* denotes starter

CAREER STATISTICS


| Season | GP-GS | MIN-Avg | FG | Pct. | 3FG | Pct. | FT | Pct. |
|---------------|--------------|-----------------|---------------|-------------|--------------|-------------|--------------|-------------|
| 2021-22 | 28-19 | 703-25.1 | 46-165 | .279 | 23-85 | .271 | 16-23 | .696 |
| 2022-23 | 0-0 | 0-0.0 | 0-0 | .000 | 0-0 | .000 | 0-0 | .000 |
| TOTALS | 28-19 | 703-25.1 | 46-165 | .279 | 23-85 | .271 | 16-23 | .696 |

REBOUNDS

| Season | O-D-REB-AVG. | PF-DQ | AST | TO | BLK | STL | PTS-PPG |
|---------------|--------------------|-------------|-----------|-----------|----------|-----------|----------------|
| 2021-22 | 4-54-58-2.1 | 51-0 | 28 | 73 | 4 | 17 | 131-4.7 |
| 2022-23 | 0-0-0-0.0 | 0-0 | 0 | 0 | 0 | 0 | 0-0.0 |
| TOTALS | 4-54-58-2.1 | 51-0 | 28 | 73 | 4 | 17 | 131-4.7 |



PLAYER BIOS




CALEB CRANE

R-Freshman | Guard
6-2 | 190
Avon, Ind.
Covenant Christian

Birthdate: Apr. 25, 2003 (age 19)
Major: Management

#30



MARLON TAYLOR

Senior | Guard
6-5 | 220
South Bend, Ind.
Riley (Indiana State)

Birthdate: Jan. 12, 2000 (age 22)
Major: Organizational Leadership

#55

CAREER / SEASON HIGHS

| CAREER HIGH | CATEGORY | SEASON HIGH |
|-------------|----------|-------------|
| --- | PTS | --- |
| --- | REB | --- |
| --- | AST | --- |
| --- | FG | --- |
| --- | FGA | --- |
| --- | 3FG | --- |
| --- | 3FGA | --- |
| --- | FT | --- |
| --- | FTA | --- |
| --- | STL | --- |
| --- | BLK | --- |
| --- | MIN | --- |

GAME-BY-GAME STATS

| Opponent | MIN | FG | 3FG | FT | Rebs O-D-T | PF | A | TO | B | S | PTS |
|------------------|-----|-----|-----|-----|---------------|----|---|----|---|---|-----|
| Brescia (ex.) | 4 | 0-1 | 0-0 | 0-0 | 0-0-0 | 0 | 0 | 0 | 0 | 0 | 0 |
| at Iowa St | | | | | | | | | | | |
| at Drake | | | | | | | | | | | |
| at Chicago St | | | | | | | | | | | |
| Franklin Coll. | | | | | | | | | | | |
| vs. Denver | | | | | | | | | | | |
| at New Orleans | | | | | | | | | | | |
| vs. The Citadel | | | | | | | | | | | |
| at Milwaukee | | | | | | | | | | | |
| at Green Bay | | | | | | | | | | | |
| Spalding Univ. | | | | | | | | | | | |
| Eastern Ill. | | | | | | | | | | | |
| vs. So. Indiana | | | | | | | | | | | |
| vs. TAMU Comm. | | | | | | | | | | | |
| Northern Ky | | | | | | | | | | | |
| Wright St | | | | | | | | | | | |
| at Y'town St | | | | | | | | | | | |
| at Robert Morris | | | | | | | | | | | |
| Purdue FW | | | | | | | | | | | |
| Cleveland St | | | | | | | | | | | |
| Oakland | | | | | | | | | | | |
| Detroit Mercy | | | | | | | | | | | |
| at Purdue FW | | | | | | | | | | | |
| at Cleveland St | | | | | | | | | | | |
| Milwaukee | | | | | | | | | | | |
| Green Bay | | | | | | | | | | | |
| at Wright St | | | | | | | | | | | |
| at Northern Ky | | | | | | | | | | | |
| at Oakland | | | | | | | | | | | |
| at Det. Mercy | | | | | | | | | | | |
| Robert Morris | | | | | | | | | | | |
| Y'town St | | | | | | | | | | | |
| HL - 1st Rd. | | | | | | | | | | | |
| HL - 2nd Rd. | | | | | | | | | | | |
| HL Semis | | | | | | | | | | | |
| HL Finals | | | | | | | | | | | |

* denotes starter

CAREER STATISTICS

| Season | GP-GS | MIN-Avg | FG | Pct. | 3FG | Pct. | FT | Pct. |
|---------------|------------|--------------|------------|-------------|------------|-------------|------------|-------------|
| 2022-23 | 0-0 | 0-0.0 | 0-0 | .000 | 0-0 | .000 | 0-0 | .000 |
| TOTALS | 0-0 | 0-0.0 | 0-0 | .000 | 0-0 | .000 | 0-0 | .000 |

REBOUNDS

| Season | O-D-REB-AVG. | PF-DQ | AST | TO | BLK | STL | PTS-PPG |
|---------------|------------------|------------|----------|----------|----------|----------|--------------|
| 2022-23 | 0-0-0-0.0 | 0-0 | 0 | 0 | 0 | 0 | 0-0.0 |
| TOTALS | 0-0-0-0.0 | 0-0 | 0 | 0 | 0 | 0 | 0-0.0 |

CAREER / SEASON HIGHS

| CAREER HIGH | CATEGORY | SEASON HIGH |
|--------------------------------|----------|-------------|
| 2 vs. Wright State (1/10/2020) | PTS | --- |
| 1 - 4x | REB | --- |
| 2 at Wright State (2/16/2020) | AST | --- |
| 1 vs. Wright State (1/10/2020) | FG | --- |
| 2 - twice | FGA | --- |
| --- | 3FG | --- |
| 1 at UIC (3/3/2020) | 3FGA | --- |
| --- | FT | --- |
| --- | FTA | --- |
| 1 vs. Anderson (11/11/2019) | STL | --- |
| --- | BLK | --- |
| 4 vs. Anderson (11/11/2019) | MIN | --- |

GAME-BY-GAME STATS

| Opponent | MIN | FG | 3FG | FT | Rebs O-D-T | PF | A | TO | B | S | PTS |
|------------------|-----|----|-----|----|---------------|----|---|----|---|---|-----|
| Brescia (ex.) | | | | | did not play | | | | | | |
| at Iowa St | | | | | | | | | | | |
| at Drake | | | | | | | | | | | |
| at Chicago St | | | | | | | | | | | |
| Franklin Coll. | | | | | | | | | | | |
| vs. Denver | | | | | | | | | | | |
| at New Orleans | | | | | | | | | | | |
| vs. The Citadel | | | | | | | | | | | |
| at Milwaukee | | | | | | | | | | | |
| at Green Bay | | | | | | | | | | | |
| Spalding Univ. | | | | | | | | | | | |
| Eastern Ill. | | | | | | | | | | | |
| vs. So. Indiana | | | | | | | | | | | |
| vs. TAMU Comm. | | | | | | | | | | | |
| Northern Ky | | | | | | | | | | | |
| Wright St | | | | | | | | | | | |
| at Y'town St | | | | | | | | | | | |
| at Robert Morris | | | | | | | | | | | |
| Purdue FW | | | | | | | | | | | |
| Cleveland St | | | | | | | | | | | |
| Oakland | | | | | | | | | | | |
| Detroit Mercy | | | | | | | | | | | |
| at Purdue FW | | | | | | | | | | | |
| at Cleveland St | | | | | | | | | | | |
| Milwaukee | | | | | | | | | | | |
| Green Bay | | | | | | | | | | | |
| at Wright St | | | | | | | | | | | |
| at Northern Ky | | | | | | | | | | | |
| at Oakland | | | | | | | | | | | |
| at Det. Mercy | | | | | | | | | | | |
| Robert Morris | | | | | | | | | | | |
| Y'town St | | | | | | | | | | | |
| HL - 1st Rd. | | | | | | | | | | | |
| HL - 2nd Rd. | | | | | | | | | | | |
| HL Semis | | | | | | | | | | | |
| HL Finals | | | | | | | | | | | |

* denotes starter

CAREER STATISTICS

| Season | GP-GS | MIN-Avg | FG | Pct. | 3FG | Pct. | FT | Pct. |
|---------------|------------|---------------|------------|--------------|------------|-------------|------------|-------------|
| 2019-20 | 9-0 | 17-1.8 | 1-5 | .200 | 0-1 | .000 | 0-0 | .000 |
| 2020-21 | | | | Did not play | | | | |
| 2021-22 | | | | Did not play | | | | |
| 2022-23 | 0-0 | 0-0.0 | 0-0 | .000 | 0-0 | .000 | 0-0 | .000 |
| TOTALS | 9-0 | 17-1.8 | 1-5 | .200 | 0-1 | .000 | 0-0 | .000 |

REBOUNDS

| Season | O-D-REB-AVG. | PF-DQ | AST | TO | BLK | STL | PTS-PPG |
|---------------|------------------|------------|----------|----------|----------|----------|--------------|
| 2019-20 | 1-3-4-0.4 | 0-0 | 3 | 1 | 0 | 1 | 2-0.2 |
| 2020-21 | | | | | | | Did not play |
| 2021-22 | | | | | | | Did not play |
| 2022-23 | 0-0-0-0.0 | 0-0 | 0 | 0 | 0 | 0 | 0-0.0 |
| TOTALS | 1-3-4-0.4 | 0-0 | 3 | 1 | 0 | 1 | 2-0.2 |



2022-2023 REDSHIRTS



ZACHGUNN

#15

Grad. Student | Forward
6-6 | 210
Fishers, Ind.
Hamilton Southeastern (Ball State)

Birthdate: Nov. 6, 1998 (age 23)
Major: Organizational Leadership M.S.

Projected to be a high impact transfer, Gunn suffered a season-ending knee injury prior to the 2020-21 season after transferring from Ball State to IUPUI, costing him all of last season... practiced with the team this summer, but the injury never fully healed and he had a second surgery earlier this fall which will cost him the 2022-23 season, effectively ending his collegiate career, having never officially suited up for the Jaguars.

CAREER STATISTICS

| Season | GP-GS | MIN-Avg | FG | Pct. | 3FG | Pct. | FT | Pct. |
|---------------|---------------------------|--------------|------------|-------------|------------|-------------|------------|-------------|
| 2017-18* | 25-0 | 359-14.4 | 40-110 | .364 | 23-72 | .319 | 21-27 | .778 |
| 2018-19* | 27-0 | 386-14.3 | 44-110 | .400 | 34-95 | .358 | 23-28 | .821 |
| 2019-20* | Did not play - redshirted | | | | | | | |
| 2020-21* | 17-3 | 176-10.4 | 20-46 | .435 | 14-35 | .400 | 4-5 | .800 |
| 2021-22 | Did not play - redshirted | | | | | | | |
| TOTALS | 0-0 | 0-0.0 | 0-0 | .000 | 0-0 | .000 | 0-0 | .000 |

REBOUNDS

| Season | O-D-REB-AVG. | PF-DQ | AST | TO | BLK | STL | PTS-PPG |
|---------------|---------------------------|------------|----------|----------|----------|----------|--------------|
| 2017-18* | 12-58-70-2.8 | 53-3 | 18 | 24 | 9 | 5 | 124-5.0 |
| 2018-19* | 10-67-77-2.9 | 50-3 | 11 | 9 | 2 | 4 | 145-5.4 |
| 2019-20* | Did not play - redshirted | | | | | | |
| 2020-21* | 7-30-37-2.2 | 30-1 | 7 | 6 | 2 | 2 | 58-3.4 |
| 2021-22 | Did not play - redshirted | | | | | | |
| TOTALS | 0-0-0-0.0 | 0-0 | 0 | 0 | 0 | 0 | 0-0.0 |

*at Ball State | TOTALS only reflect IUPUI totals



BRADENALLEN

#14

Freshman | Guard
6-3 | 170
Brazil, Ind.
Northview

Birthdate: Dec. 22, 2003 (age 19)
Major: Mechanical Engineering




BOBBYWONNELL (WAH-nell)

#31

Freshman | Guard
6-2 | 165
Indianapolis, Ind.
Taylor

Birthdate: May 29, 2003 (age 19)
Major: Undeclared



DOMINICCARDWELL

#32

Freshman | Forward
6-6 | 195
Marion, Ind.
Marion

Birthdate: Mar. 29, 2004 (age 18)
Major: Undeclared



LAST FOUR BOX SCORES

EXH. GAME ♦ IUPUI 101, BRESCIA 60 (INDIANAPOLIS - THE JUNGLE)

| Brescia - 60 | | | Record: 0-0 | | | | | | | | | | | | | | | | | |
|--------------|-----------------|---------|-------------|-----------|-----------|----|----|----|----------------|----|----|----|----|-----------------|-----|--------------------|--------------------------|-------|-------|--|
| NO. | Name | Min | FG M-A | 3P M-A | FT M-A | OR | DR | TO | Fouls PF FD | TP | AS | TO | ST | Blocks BS BA | +/- | Shooting By Period | | | | |
| 22 | Carrieun Mathis | F 12:22 | 1-5 | 0-1 | 0-0 | 0 | 3 | 3 | 1 | 3 | 2 | 0 | 1 | 0 | 0 | -27 | 1st FG% | 9-30 | 30.0% | |
| 24 | Javion Johnson | F 21:58 | 2-3 | 1-1 | 0-0 | 3 | 0 | 3 | 1 | 0 | 5 | 2 | 0 | 1 | 0 | -33 | 3PT% | 4-11 | 36.4% | |
| 3 | Tayton Smith | G 17:30 | 3-9 | 1-3 | 1-2 | 0 | 2 | 2 | 0 | 3 | 8 | 0 | 2 | 1 | 0 | -28 | FT% | 5-8 | 62.5% | |
| 5 | Nevin Graves | G 20:34 | 3-8 | 1-4 | 1-2 | 0 | 0 | 0 | 4 | 2 | 8 | 0 | 3 | 2 | 0 | -29 | 2nd FG% | 12-24 | 50.0% | |
| 0 | John Saenz | 17:16 | 1-2 | 0-0 | 2-4 | 1 | 2 | 3 | 0 | 3 | 4 | 1 | 0 | 1 | 0 | -8 | 3PT% | 3-8 | 37.5% | |
| 4 | Michael Caswell | 20:30 | 3-7 | 1-3 | 0-0 | 1 | 2 | 3 | 2 | 1 | 7 | 1 | 3 | 0 | 0 | -23 | FT% | 6-13 | 46.2% | |
| 13 | Alex Burzawa | 15:41 | 1-2 | 0-0 | 1-3 | 1 | 2 | 3 | 5 | 3 | 3 | 0 | 3 | 2 | 0 | -3 | GM FG% | 21-54 | 38.9% | |
| 23 | Jared Carter | 16:06 | 1-4 | 1-3 | 2-2 | 1 | 0 | 1 | 0 | 2 | 5 | 0 | 2 | 0 | 0 | -22 | 3PT% | 7-19 | 36.8% | |
| 35 | Micah Steely | 06:44 | 0-1 | 0-1 | 0-0 | 0 | 0 | 0 | 0 | 0 | 0 | 0 | 1 | 0 | 0 | -4 | FT% | 11-21 | 52.4% | |
| 10 | Louis Penn II | 18:04 | 0-1 | 0-0 | 1-2 | 0 | 1 | 1 | 0 | 1 | 1 | 1 | 1 | 0 | 0 | -11 | Dead Ball Rebounds: 2, 0 | | | |
| 34 | Jacahri Clayton | 13:17 | 1-1 | 1-1 | 0-0 | 0 | 0 | 0 | 1 | 0 | 3 | 0 | 0 | 0 | 0 | -6 | | | | |
| 15 | Calvonta Shaw | 10:13 | 2-6 | 0-0 | 2-4 | 0 | 2 | 2 | 2 | 2 | 6 | 0 | 0 | 0 | 1 | -6 | | | | |
| 2 | Tre Pillow | 09:45 | 3-5 | 1-2 | 1-2 | 0 | 2 | 2 | 2 | 1 | 8 | 1 | 1 | 2 | 0 | -5 | | | | |
| Team | | | | | | 3 | | | 0 | | 1 | | | | | | | | | |
| Totals | | | 21-54 | 7-19 | 11-21 | 10 | 16 | 26 | 18 | 21 | 60 | 6 | 18 | 10 | 0 | 2 | -41 | | | |

Technical Fouls: Carter 2nd 15:00 Team 2nd 15:00

| IUPUI - 101 | | | Record: 0-0 | | | | | | | | | | | | | | | | | | | |
|-------------|------------------|---|-------------|-------|-------|-----|----|----|----------|----|-------|----|----|----|----|----|--------|-----------------------|--------------------------|--------------------|-------|--|
| NO. | Name | | FG | | 3P | | FT | | Rebounds | | Fouls | | TP | AS | TO | ST | Blocks | | +/- | Shooting By Period | | |
| | | | Min | M-A | M-A | M-A | OR | DR | TOT | PF | FD | BS | | | | | BA | | | | | |
| 23 | Chris Osten | F | 14:48 | 4-4 | 0-0 | 0 | 0 | 5 | 5 | 2 | 0 | 8 | 1 | 2 | 0 | 1 | 0 | 11 | 1st FG% | 21-30 | 70.0% | |
| 0 | Jlynn Counter | G | 19:02 | 5-8 | 0-1 | 2-2 | 0 | 3 | 3 | 2 | 3 | 12 | 2 | 2 | 1 | 0 | 0 | 28 | 3PT% | 6-9 | 66.7% | |
| 1 | Vincent Brady II | G | 21:59 | 4-6 | 3-5 | 3-5 | 0 | 1 | 1 | 2 | 3 | 14 | 4 | 0 | 2 | 0 | 0 | 28 | FT% | 4-9 | 44.4% | |
| 5 | Amhad Jarrard | G | 24:49 | 4-6 | 0-0 | 0-0 | 1 | 5 | 6 | 2 | 2 | 8 | 7 | 1 | 0 | 0 | 0 | 25 | 2nd FG% | 17-30 | 56.7% | |
| 12 | Armon Jarrard | G | 19:17 | 3-4 | 1-1 | 0-1 | 0 | 1 | 1 | 1 | 2 | 7 | 1 | 3 | 2 | 0 | 0 | 13 | 3PT% | 5-11 | 45.5% | |
| 13 | DJ Jackson | | 22:00 | 6-8 | 2-2 | 2-4 | 3 | 2 | 5 | 1 | 1 | 16 | 4 | 1 | 2 | 0 | 0 | 33 | 10-12 | 83.3% | | |
| 24 | Jonah Carrasco | | 16:03 | 4-5 | 0-0 | 2-3 | 1 | 0 | 1 | 3 | 2 | 10 | 0 | 2 | 0 | 0 | 0 | 25 | GM FG% | 38-60 | 63.3% | |
| 11 | Daylan Hamilton | | 19:03 | 5-7 | 2-3 | 1-2 | 3 | 6 | 9 | 2 | 1 | 13 | 5 | 4 | 2 | 1 | 0 | 27 | 3PT% | 11-20 | 55.0% | |
| 2 | John Egbuta | | 18:24 | 1-5 | 1-3 | 2-2 | 2 | 4 | 6 | 3 | 2 | 5 | 2 | 1 | 0 | 0 | 0 | 14 | FT% | 14-21 | 66.7% | |
| 10 | Cooper Dewitt | | 15:44 | 1-4 | 1-4 | 0-0 | 0 | 3 | 3 | 2 | 0 | 3 | 0 | 0 | 0 | 0 | 0 | 9 | Dead Ball Rebounds: 2, 0 | | | |
| 22 | Kaleb Edwards | | 03:43 | 0-1 | 0-0 | 2-2 | 0 | 0 | 0 | 1 | 2 | 2 | 0 | 1 | 0 | 0 | 0 | 0 | | | | |
| 30 | Caleb Crane | | 03:43 | 0-1 | 0-0 | 0-0 | 0 | 0 | 0 | 0 | 0 | 0 | 0 | 0 | 0 | 0 | 0 | 0 | | | | |
| 20 | Derek Petersen | | 01:25 | 1-1 | 1-1 | 0-0 | 0 | 0 | 0 | 0 | 0 | 3 | 0 | 0 | 0 | 0 | 0 | 3 | | | | |
| Team | | | | | | 1 | | | 1 | | 2 | | 0 | | | 0 | | | | | | |
| Totals | | | 38-60 | 11-20 | 14-21 | 11 | 31 | 42 | 21 | 18 | 101 | 26 | 17 | 9 | 2 | 0 | 41 | Technical Fouls: NONE | | | | |

Technical Fouls: NONE

| | BRE | | IUPUI | | Points from | | BRE | IUPUI | Period by Period Scoring | | | |
|------------------|---------------------------|-------|---------------------------|--|---------------|--|-----|-------|--------------------------|-------|-----|-----|
| Biggest lead | 2 (1 st 19:15) | | 41 (2 nd 6:25) | | Turnovers | | 17 | 33 | | 1st | 2nd | TOT |
| Best Scoring Run | 8 (2 nd 10:57) | | 18 (1 st 9:31) | | Paint | | 22 | 50 | BRE | 27 | 33 | 60 |
| Lead Changes | 1 | | | | Second Chance | | 8 | 19 | | | | |
| Times Tied | 0 | | | | Fast Breaks | | 7 | 16 | | IUPUI | 52 | 49 |
| Time with Lead | 00:16 | 38:59 | | | Bench | | 33 | 52 | | | | |

